



Club Health Assessment for District 300A 1 through November 2025

			Status	Membership						Reports				Finance		LCIF
Club Number	Club Name	Charter Date	Times in Status Quo in Past 2 Years	Current Member Count **	YTD Members Added	YTD Members Dropped	YTD Net Growth% ***	Member Count 1 Year Ago	Dropped Members Avg.Length of Service	Months Since Membership Update	Current Officers Reported ****	Current President Repeated Term	VP Reported *****	Last Date Reported Service (mm/yyyy)	Account Balance	YTD Donations
Clubs less than two years old																
185142	Taipei Cheng Shin	07/15/2025	Active	33	34	1	100.00%	0	0	0	Y					\$2,000.00
182022	Taipei Chi Chia	06/22/2025	Active(1)	10	0	20	-66.67%	0	0	0	N			10/2025		
190981	Taipei Confucian Business International	11/13/2025	Newly Chartered	20	20	0	100.00%	0		0	Y					
179825	Taipei Dragon Rise	12/27/2024	Active(1)	18	0	0	0.00%	0		5	N	None				
181427	Taipei Fu Hua	06/25/2025	Active	20	7	7	0.00%	0	7	4	N	None			90+ Days	
190027	Taipei Ichiro Volunteer Firefighter	10/03/2025	Newly Chartered	30	30	0	100.00%	0		1	Y		N			
182616	Taipei Jin Chen	06/25/2025	Active	30	18	18	0.00%	0	0	1	N	2				
156160	Taipei Medicine	01/22/2024	Active	25	0	0	0.00%	31		1	Y					
181423	Taipei Public	06/25/2025	Active	30	0	0	0.00%	0		3	N	None			90+ Days	
182021	Taipei Sing Fu	06/04/2025	Active	28	2	0	7.69%	0		4	N	None				
156162	Taipei Starlux	03/18/2024	Active	20	5	0	33.33%	26		3	Y		N	09/2025		\$2,000.00
157392	Taipei Success Palace	03/19/2024	Active	35	5	0	16.67%	106		3	N	None				\$1,000.00
Clubs more than two years old																
23395	PEITOU	05/18/1968	Active	25	0	1	-3.85%	32	21	4	Y		N	09/2023	90+ Days	\$1,000.00
	Exc Award (06/30/2016, 06/30/2017, 06/30/2018, 06/30/2019, 06/30/2020)															
23453	TAIPEI 32ND OF TAIPEI	09/19/1972	Active	33	2	0	6.45%	28		2	Y		N	09/2023		\$2,000.00
	Exc Award (06/30/2017, 06/30/2018, 06/30/2019, 06/30/2023)															
46144	TAIPEI AI HSIN	05/02/1986	Active	30	9	6	11.11%	25	3	1	Y		N	01/2023		\$3,900.00
	Exc Award (06/30/2017, 06/30/2018)															
155359	Taipei Bai-Fu	09/07/2023	Active	63	19	2	36.96%	46	0	1	N			03/2025		\$2,000.00
39739	TAIPEI BRIGHT	04/03/1981	Active	21	0	0	0.00%	25		5	Y		N	09/2023		
	Exc Award (06/30/2018, 06/30/2020, 06/30/2023)															
48887	TAIPEI CENDY	09/08/1988	Active	36	5	0	16.13%	31		2	N		N	09/2023		\$5,000.00
	Exc Award (06/30/2017, 06/30/2018, 06/30/2023)															
103310	TAIPEI CHAMPION	07/22/2008	Active	18	2	4	-10.00%	17	12	1	Y		N	05/2025	90+ Days	



Club Health Assessment for District 300A 1 through November 2025

			Status	Membership					Reports				Finance	LCIF		
Club Number	Club Name	Charter Date	Times in Status Quo in Past 2 Years	Current Member Count **	YTD Members Added	YTD Members Dropped	YTD Net Growth% ***	Member Count 1 Year Ago	Dropped Members Avg.Length of Service	Months Since Membership Update	Current Officers Reported ****	Current President Repeated Term	VP Reported *****	Last Date Reported Service (mm/yyyy)	Account Balance	YTD Donations
Exc Award (06/30/2017, 06/30/2025)			Active	6	0	0	0.00%	12		5	N			09/2023		
41751	TAIPEI CHANG PAI SHAN	07/08/1982														
Exc Award (06/30/2017)			Active	27	6	0	28.57%	23		2	Y			09/2023		\$15,000.00
48850	TAIPEI CHARITY	08/08/1988														
Exc Award (06/30/2016)			Active	27	8	0	42.11%	20		2	Y		N	10/2025		\$1,000.00
60857	TAIPEI CHENG SHIH	06/08/1998														
Exc Award (06/30/2016, 06/30/2017, 06/30/2019, 06/30/2023)			Active	28	4	1	12.00%	28	3	4	Y			09/2023		\$8,000.00
54728	TAIPEI CHENTE	07/09/1993														
Exc Award (06/30/2018, 06/30/2024)			Active	29	4	2	7.41%	39	6	0	Y		N	01/2025		\$1,000.00
49777	TAIPEI CHI LIN	07/13/1989														
Exc Award (06/30/2016, 06/30/2017, 06/30/2023, 06/30/2024)			Active	30	2	0	7.14%	36		2	Y		N	12/2024		\$1,000.00
89121	TAIPEI CHIA LIEN	08/22/2005														
Exc Award (06/30/2016, 06/30/2017, 06/30/2019, 06/30/2020, 06/30/2023, 06/30/2024)			Active	22	6	0	37.50%	22		2	N			09/2025		
139196	Taipei Chien Ho	07/11/2019														
Exc Award (06/30/2025)			Active	25	4	0	19.05%	18		2	Y		N	01/2025		\$1,000.00
37001	TAIPEI CHIEN KUNG	04/30/1979														
Exc Award (06/30/2025)			Active	21	2	2	0.00%	20	14	0	N		N	08/2023		
50119	TAIPEI CHIN CHAN	01/22/1990														
Exc Award (06/30/2016, 06/30/2017, 06/30/2018, 06/30/2023)			Active	39	7	1	18.18%	36	39	2	Y		N	12/2023		\$1,000.00
23422	TAIPEI CHUNG HSIN	10/24/1972														
Exc Award (06/30/2019)			Active	20	0	1	-4.76%	18	7	4	Y		N	09/2023		
23462	TAIPEI CHUNG SHAN	05/10/1968														
Exc Award (06/30/2017, 06/30/2018, 06/30/2019)			Active	23	3	0	15.00%	21		2	Y		N	09/2023		\$1,000.00
23433	TAIPEI CITY	04/24/1961														
Exc Award (06/30/2016, 06/30/2018)			Active	19	2	3	-5.00%	19	3	4	N			09/2023		\$7,000.00
64317	TAIPEI ELITE	05/21/2001														
Exc Award (06/30/2023)			Active	23	4	2	9.52%	23	18	0	Y		N	09/2023		\$1,000.00
62800	TAIPEI ELITIST	02/21/2000														
Exc Award (06/30/2023)			Active	12	0	1	-7.69%	10	0	4	N	None		03/2019	90+ Days	
88961	TAIPEI EVER HEART	07/15/2005														
Exc Award (06/30/2023)			Active	39	4	1	8.33%	37	11	4	N		N	03/2025		\$1,000.00
89056	TAIPEI FLYING EAGLE	08/08/2005														



Club Health Assessment for District 300A 1 through November 2025

			Status	Membership					Reports					Finance	LCIF	
Club Number	Club Name	Charter Date	Times in Status Quo in Past 2 Years	Current Member Count **	YTD Members Added	YTD Members Dropped	YTD Net Growth% ***	Member Count 1 Year Ago	Dropped Members Avg.Length of Service	Months Since Membership Update	Current Officers Reported ****	Current President Repeated Term	VP Reported *****	Last Date Reported Service (mm/yyyy)	Account Balance	YTD Donations
Exc Award (06/30/2017, 06/30/2018, 06/30/2023)			Active	18	0	0	0.00%	16		5	Y			09/2023		\$7,000.00
31593	TAIPEI FONG LAI	01/21/1976														
Exc Award (06/30/2017, 06/30/2018, 06/30/2025)			Active	21	6	0	40.00%	21		1	Y		N	09/2023		
120551	Taipei Global	10/11/2013														
Exc Award (06/30/2017, 06/30/2018)			Active	22	4	1	15.79%	20	4	4	Y		N	05/2025		\$1,000.00
47819	TAIPEI GOLDEN CITY	10/26/1987														
Exc Award (06/30/2017, 06/30/2018, 06/30/2020)			Active	22	5	3	10.00%	29	3	2	Y		N	09/2025		
84064	TAIPEI GREAT LOVE	08/25/2004														
Exc Award (06/30/2019, 06/30/2020)			Active	38	0	0	0.00%	37		1	Y		N			
155360	Taipei Great Wisdom	09/07/2023														
			Active	22	3	1	10.00%	25	5	0	Y		N	03/2023		\$6,000.00
143678	Taipei Greater China	12/11/2020														
			Active	42	3	6	-6.67%	47	1	1	N			09/2025	90+ Days	\$11,000.00
139232	Taipei Ho-Lo	07/11/2019														
Exc Award (06/30/2020)			Active	54	2	1	1.89%	56	32	0	Y		N	11/2025		\$3,300.00
23426	TAIPEI HOST	06/24/1953														
Exc Award (06/30/2018, 06/30/2020, 06/30/2024)			Active	3	0	0	0.00%	20		4	N	None		09/2023		
126781	Taipei Hua Hsin	02/16/2016														
Exc Award (06/30/2019, 06/30/2020, 06/30/2024)			Active	26	1	0	4.00%	30		1	Y		N	12/2024		
97291	TAIPEI HUNG YUAN	06/12/2006														
Exc Award (06/30/2019, 06/30/2023, 06/30/2024)			Active	24	0	1	-4.00%	26	1	4	Y		N	08/2023		
36158	TAIPEI HWA SHIAH L C	10/11/1978														
Exc Award (06/30/2016, 06/30/2017, 06/30/2018, 06/30/2020, 06/30/2024)			Active	73	28	0	62.22%	45		1	Y		N	09/2023	90+ Days	\$1,000.00
47847	TAIPEI JOINERS	11/03/1987														
Exc Award (06/30/2017, 06/30/2018, 06/30/2020, 06/30/2024)			Active	28	2	0	7.69%	37		4	Y		N	02/2025		\$7,000.00
54094	TAIPEI KANG NING	02/16/1993														
Exc Award (06/30/2018, 06/30/2019, 06/30/2020, 06/30/2024)			Active	22	4	0	22.22%	17		1	Y		N	05/2025		\$4,000.00
47007	TAIPEI KUO CHIANG	03/03/1987														
Exc Award (06/30/2017, 06/30/2018, 06/30/2019, 06/30/2023, 06/30/2025)																




Club Health Assessment for District 300A 1 through November 2025

			Status	Membership						Reports				Finance	LCIF	
Club Number	Club Name	Charter Date	Times in Status Quo in Past 2 Years	Current Member Count **	YTD Members Added	YTD Members Dropped	YTD Net Growth% ***	Member Count 1 Year Ago	Dropped Members Avg.Length of Service	Months Since Membership Update	Current Officers Reported ****	Current President Repeated Term	VP Reported *****	Last Date Reported Service (mm/yyyy)	Account Balance	YTD Donations
135924	Taipei Liang Dian	07/13/2018	Active	37	1	0	2.78%	39		1	Y			01/2025		\$1,000.00
	Exc Award (06/30/2019)															
41568	TAIPEI MIN SHEN	06/22/1982	Active	35	0	3	-7.89%	38	1	0	Y			08/2023		\$5,000.00
	Exc Award (06/30/2018, 06/30/2020, 06/30/2024)															
31154	TAIPEI MING TEH	08/29/1975	Active	19	2	3	-5.00%	20	5	4	Y		N	09/2023		\$3,000.00
	Exc Award (06/30/2018)															
42002	TAIPEI NEI HU	11/22/1982	Active	77	0	0	0.00%	70		5	Y		N	09/2023		\$1,000.00
	Exc Award (06/30/2016, 06/30/2023)															
106155	TAIPEI NEW FUHSING	07/28/2009	Active	28	0	1	-3.45%	41	1	1	N			09/2023		\$1,000.00
	Exc Award (06/30/2016, 06/30/2019)															
133613	Taipei New Xiangshan	01/17/2018	Active	18	4	3	5.88%	22	1	2	N			09/2025		\$1,000.00
	Exc Award (06/30/2019)															
23445	TAIPEI NORTHWEST	05/01/1964	Active	23	2	0	9.52%	24		1	Y		N	09/2023		\$1,000.00
	Exc Award (06/30/2017, 06/30/2023, 06/30/2024)															
23446	TAIPEI OVERSEAS	04/29/1964	Active	28	4	0	16.67%	30		2	Y		N	11/2022		
	Exc Award (06/30/2017, 06/30/2018)															
33047	TAIPEI PEACE	11/29/1976	Active	55	6	0	12.24%	41		2	Y		N	09/2023		\$2,000.00
	Exc Award (06/30/2016, 06/30/2018, 06/30/2024)															
49115	TAIPEI RITZ	12/27/1988	Active	30	4	0	15.38%	32		0	Y		N	10/2025		\$1,000.00
	Exc Award (06/30/2016, 06/30/2018, 06/30/2024)															
120344	Taipei Ritzlady	09/13/2013	Active	36	5	0	16.13%	30		4	Y		N	11/2025		\$1,000.00
	Exc Award (06/30/2017, 06/30/2018, 06/30/2023)															
42101	TAIPEI RONG CHERNG	12/27/1982	Active	45	0	0	0.00%	42		2	Y		N	11/2025		\$3,000.00
	Exc Award (06/30/2016, 06/30/2018, 06/30/2023)															
48974	TAIPEI RONG HUANG	10/25/1988	Active	21	0	4	-16.00%	29	5	0	Y		N	11/2024		\$1,000.00
	Exc Award (06/30/2024)															
125525	Taipei Rongyu	08/18/2015	Active	25	0	0	0.00%	25		1	Y		N	09/2023		\$5,000.00
	Exc Award (06/30/2017)															
109847	TAIPEI SEVEN HEART	12/10/2010	Active	29	3	0	11.54%	32		0	Y		N	03/2025		



Club Health Assessment for District 300A 1 through November 2025

			Status	Membership						Reports				Finance	LCIF	
Club Number	Club Name	Charter Date	Times in Status Quo in Past 2 Years	Current Member Count **	YTD Members Added	YTD Members Dropped	YTD Net Growth% ***	Member Count 1 Year Ago	Dropped Members Avg.Length of Service	Months Since Membership Update	Current Officers Reported ****	Current President Repeated Term	VP Reported *****	Last Date Reported Service (mm/yyyy)	Account Balance	YTD Donations
Exc Award (06/30/2016, 06/30/2017, 06/30/2018, 06/30/2023)	49313 TAIPEI SHENG SHIN	03/15/1989	Active	29	3	3	0.00%	31	1	1	Y		N	09/2023		\$2,000.00
Exc Award (06/30/2017, 06/30/2019)	23448 TAIPEI SHIH LIN	08/31/1973	Active	24	0	0	0.00%	27		5	Y			11/2022		\$1,000.00
Exc Award (06/30/2018, 06/30/2019)	43915 TAIPEI SHIH PAI	05/08/1984	Active	66	0	0	0.00%	39		4	Y		N	11/2025		\$2,000.00
Exc Award (06/30/2017, 06/30/2023, 06/30/2024)	84411 TAIPEI SHIN YUEH	11/11/2004	Active	17	0	2	-10.53%	13	0	1	Y		N	09/2023		\$2,000.00
Exc Award (06/30/2017, 06/30/2019, 06/30/2020)	68920 TAIPEI SINCERE	06/10/2003	Active	21	4	0	23.53%	18		3	Y		N	09/2023		\$1,000.00
Exc Award (06/30/2016, 06/30/2017, 06/30/2018)	100427 TAIPEI SONG YUEO	10/29/2007	Active	25	0	2	-7.41%	27	18	1	Y		N	04/2025		
Exc Award (06/30/2017, 06/30/2018)	23451 TAIPEI SOUTHWEST	04/09/1965	Active	35	3	0	9.38%	32		2	Y		N	08/2025	90+ Days	\$5,000.00
Exc Award (06/30/2016, 06/30/2017)	53915 TAIPEI STRONGSHINE	12/21/1992	Active	20	0	0	0.00%	20		4	Y		N	10/2025		\$1,000.00
Exc Award (06/30/2018)	42696 TAIPEI SUN	05/19/1983	Active	26	1	0	4.00%	26		3	Y	2	N	01/2024		\$1,000.00
Exc Award (06/30/2018, 06/30/2023)	23452 TAIPEI SUNG SHAN	04/15/1969	Active	31	5	2	10.71%	27	6	4	Y			09/2023		
Exc Award (06/30/2017, 06/30/2018, 06/30/2023)	38704 TAIPEI SUNG SHAN TSU YOU	06/16/1980	Active	31	2	6	-11.43%	36	6	2	Y			11/2022		\$3,000.00
Exc Award (06/30/2017, 06/30/2019, 06/30/2020)	39641 TAIPEI SZE WEI	03/31/1981	Active	16	0	0	0.00%	18		3	Y			09/2023		
Exc Award (06/30/2018)	30789 TAIPEI TAO CHIANG	05/06/1975	Active	29	1	0	3.57%	37		3	Y		N	11/2025		\$2,300.00
Exc Award (06/30/2017, 06/30/2018, 06/30/2019, 06/30/2023)	61086 TAIPEI TIEN MEI	08/18/1998	Active	24	2	4	-7.69%	23	5	1	Y			09/2025		\$4,000.00
Exc Award (06/30/2016, 06/30/2023)																



Club Health Assessment for District 300A 1 through November 2025

			Status	Membership						Reports				Finance	LCIF	
Club Number	Club Name	Charter Date	Times in Status Quo in Past 2 Years	Current Member Count **	YTD Members Added	YTD Members Dropped	YTD Net Growth% ***	Member Count 1 Year Ago	Dropped Members Avg.Length of Service	Months Since Membership Update	Current Officers Reported ****	Current President Repeated Term	VP Reported *****	Last Date Reported Service (mm/yyyy)	Account Balance	YTD Donations
33899	TAIPEI TIEN MU	05/06/1977	Active	42	7	0	20.00%	36		2	Y		N	09/2025		\$3,000.00
	Exc Award (06/30/2018)															
66330	TAIPEI TOP 1	06/28/2002	Active	16	0	0	0.00%	17		5	Y		N	09/2023		
	Exc Award (06/30/2018, 06/30/2019, 06/30/2024)															
57304	TAIPEI TORNG SHIN	08/28/1995	Active	26	1	2	-3.70%	25	2	2	Y		N	08/2023		\$1,000.00
	Exc Award (06/30/2016, 06/30/2018, 06/30/2023)															
49208	TAIPEI TSYR HUEY	02/08/1989	Active	18	0	1	-5.26%	20	2	0	Y			08/2023		\$1,000.00
	Exc Award (06/30/2018, 06/30/2024)															
50037	TAIPEI TUNG YI	12/14/1989	Active	46	3	2	2.22%	49	26	2	Y		N	09/2023	90+ Days	\$15,000.00
	Exc Award (06/30/2017, 06/30/2018, 06/30/2019, 06/30/2023)															
129770	Taipei Tungnan University	01/23/2017	Active	9	5	0	125.00%	7		2	Y		N	05/2025		
	Exc Award (06/30/2023)															
44085	TAIPEI UNIVERSAL	06/15/1984	Active	20	1	2	-4.76%	20	1	4	N	None	N	09/2023		\$1,000.00
	Exc Award (06/30/2019)															
61227	TAIPEI UNIVERSITY OF TECHNOLOGY	11/03/1998	Active	75	19	0	33.93%	64		2	Y		N	12/2024		\$18,000.00
	Exc Award (06/30/2016, 06/30/2018, 06/30/2023)															
115669	TAIPEI WEIDE	12/06/2011	Active	15	0	0	0.00%	16		1	Y		N	09/2023		\$1,000.00
	Exc Award (06/30/2016, 06/30/2017, 06/30/2019)															
48907	TAIPEI WEN HUA	09/26/1988	Active	27	8	0	42.11%	21		2	Y		N	09/2023		\$3,000.00
	Exc Award (06/30/2017, 06/30/2023, 06/30/2024)															
139632	Taipei Xin Dong	08/15/2019	Active	14	2	3	-6.67%	19	1	1	Y		N	01/2024		\$4,000.00
115630	TAIPEI YES	11/28/2011	Active	15	0	0	0.00%	15		1	Y		N	09/2023		
	Exc Award (06/30/2019)															
120406	Taipei Yuan Hsin	09/24/2013	Active	15	0	10	-40.00%	23	1	4	N	None		03/2025		\$2,000.00
122904	Taipei Yung Han	08/07/2014	Active	15	0	0	0.00%	18		5	N	None		01/2025		
	Exc Award (06/30/2017, 06/30/2019)															
49705	TAIPEI YUNG KANG	06/19/1989	Active	16	1	0	6.67%	17		4	Y		N	12/2024		
	Exc Award (06/30/2017, 06/30/2018, 06/30/2023)															



Club Health Assessment for District 300A 1 through November 2025

INTERNATIONAL

Club Number	Club Name	Charter Date	Status		Membership					Reports				Finance		LCIF		
			Times in Status Quo in Past 2 Years	Current Member Count **	YTD Members Added	YTD Members Dropped	YTD Net Growth% ***	Member Count 1 Year Ago	Dropped Members Avg.Length of Service	Months Since Membership Update	Current Officers Reported ****	Current President Repeated Term	VP Reported *****	Last Date Reported Service (mm/yyyy)	Account Balance	YTD Donations		
143086	Taipei Zhong He	10/12/2020	Active	22	1	1	0.00%	32	1	1	Y			12/2024				
	Exc Award (06/30/2024)																	
23465	YANGMINGSHAN	04/11/1968	Active	42	4	0	10.53%	50		1	Y		N	11/2025		\$2,000.00		
	Exc Award (06/30/2017, 06/30/2018)																	
Current Total Clubs Count	YTD New Clubs Count	YTD Cancelled Clubs Count	YTD Net Club Gain	Current Total Members Count	YTD Add	YTD Drop	YTD Net Growth	Member Count 12 Months Ago	Average Member Count Per Club	% of Clubs with less than 20 members	% No Officer Report in 12 Months	% of Clubs with balance 90+ days	Number of Clubs in Status Quo	% Status Quo Clubs in Financial Suspension	Number of Cancelled Clubs	Average Cancelled Club Age	Members Lost Due to Cancellation	% of Clubs Cancelled for Non-Financial Reasons
95	3	0	3	2,663	376	140	236	2,513	28	22%	5%	9%	0	0%	0	0	0	0%

* - P - Priority Club. Cancellation Reasons: 1-Objectives/conduct, 2-Non-active club, 5-Non-existing club, 6-Disbanding, 7-Merger, 8-Financial Suspension, 9-District/Multiple District Dues.

** Red denotes below 15 active members.

*** Red denotes 20% + loss.

**** Y - all 3 (President, Secretary, Treasurer) club officers reported, N - not all 3 reported.

***** Abbreviation: N-New, IP-Immediate Past, R-Repeat.




Club Health Assessment for District 300A 2 through November 2025

			Status	Membership					Reports				Finance		LCIF	
Club Number	Club Name	Charter Date	Times in Status Quo in Past 2 Years	Current Member Count **	YTD Members Added	YTD Members Dropped	YTD Net Growth% ***	Member Count 1 Year Ago	Dropped Members Avg.Length of Service	Months Since Membership Update	Current Officers Reported ****	Current President Repeated Term	VP Reported *****	Last Date Reported Service (mm/yyyy)	Account Balance	YTD Donations
Clubs less than two years old																
186943	Taipei GAC	07/10/2025	Active	34	34	0	100.00%	0		4	Y					\$1,000.56
181852	Taipei Shine Hope	04/11/2025	Active	34	15	1	70.00%	0	0	1	Y	2				\$2,001.04
Clubs more than two years old																
55061	KING MAN Exc Award (06/30/2022)	11/19/1993	Active	22	0	0	0.00%	31		3	N			09/2022		\$2,003.03
58921	KING MAN GOLDEN DRAGON Exc Award (06/30/2017, 06/30/2018, 06/30/2021, 06/30/2023, 06/30/2024, 06/30/2025)	12/12/1996	Active	34	0	0	0.00%	39		5	N			11/2021		
57299	KING MEN MU LAN Exc Award (06/30/2019, 06/30/2023)	08/23/1995	Active	25	1	0	4.17%	27		4	Y			11/2021		
48381	TAIPEI AI HUA Exc Award (06/30/2018, 06/30/2020, 06/30/2023)	04/04/1988	Active	28	3	0	12.00%	26		3	Y		N	10/2022		\$2,001.22
40264	TAIPEI AI KUO Exc Award (06/30/2017, 06/30/2023, 06/30/2024)	07/21/1981	Active	36	7	0	24.14%	32		1	Y		N	08/2022		\$19,019.04
50462	TAIPEI AI XIN Exc Award (06/30/2016, 06/30/2017, 06/30/2019, 06/30/2021, 06/30/2023)	04/24/1990	Active	36	9	1	28.57%	37	0	2	Y		N	07/2023		\$3,003.69
40796	TAIPEI AN HO Exc Award (06/03/2016, 06/30/2017, 06/30/2019)	01/25/1982	Active	23	2	0	9.52%	22		2	Y		N	07/2023		\$2,003.03
49706	TAIPEI BEIJING Exc Award (06/03/2016, 06/30/2021)	06/21/1989	Active	20	5	0	33.33%	27		2	N			07/2023		\$1,000.66
120361	Taipei Bright Star Exc Award (06/30/2017, 06/30/2019, 06/30/2021, 06/30/2023)	09/17/2013	Active	93	30	0	47.62%	84		2	Y		N	07/2023		\$4,002.63
23431	TAIPEI CAPITAL Exc Award (06/30/2017, 06/30/2019, 06/30/2023, 06/30/2024)	06/17/1959	Active	53	1	1	0.00%	58	2	3	Y		N	11/2022		\$7,004.62
48678	TAIPEI CAPITOL Exc Award (06/30/2016, 06/30/2023)	06/14/1988	Active	31	1	0	3.33%	31		3	Y		N	07/2023		\$3,001.97



Club Health Assessment for District 300A 2 through November 2025

			Status	Membership					Reports				Finance	LCIF		
Club Number	Club Name	Charter Date	Times in Status Quo in Past 2 Years	Current Member Count **	YTD Members Added	YTD Members Dropped	YTD Net Growth% ***	Member Count 1 Year Ago	Dropped Members Avg.Length of Service	Months Since Membership Update	Current Officers Reported ****	Current President Repeated Term	VP Reported *****	Last Date Reported Service (mm/yyyy)	Account Balance	YTD Donations
23432	TAIPEI CENTRAL	04/28/1961	Active	38	9	0	31.03%	31		0	Y		N	10/2022		\$11,009.62
	Exc Award (06/30/2017, 06/30/2022, 06/30/2023)															
23429	TAIPEI CHANG AN	11/26/1973	Active	33	3	0	10.00%	32		3	Y		N	08/2022		\$1,002.37
	Exc Award (06/30/2018, 06/30/2020, 06/30/2022, 06/30/2023, 06/30/2024)															
117411	TAIPEI CHANG HONG	07/23/2012	Active	40	5	0	14.29%	43		4	Y		N	10/2022		\$35,027.91
	Exc Award (06/30/2021, 06/30/2022, 06/30/2023, 06/30/2024)															
23434	TAIPEI CHIEN CHENG	04/18/1968	Active	29	4	0	16.00%	32		1	Y		N	09/2022		\$2,001.13
	Exc Award (06/30/2021, 06/30/2023)															
48677	TAIPEI CHIEN HUA	06/01/1988	Active	28	2	0	7.69%	27		4	Y		N	09/2022		\$5,004.71
	Exc Award (06/30/2016, 06/30/2019, 06/30/2021)															
37975	TAIPEI CHIEN KUO	01/21/1980	Active	25	2	0	8.70%	31		4	Y			07/2023		\$2,001.32
	Exc Award (06/30/2016, 06/30/2022, 06/30/2023)															
115864	TAIPEI CHIH-CHENG	01/13/2012	Active	51	2	0	4.08%	52		3	N			10/2022		\$18,028.67
	Exc Award (06/30/2018, 06/30/2019, 06/30/2020, 06/30/2021, 06/30/2022, 06/30/2024, 06/30/2025)															
53222	TAIPEI CHING HWA	06/02/1992	Active	25	6	0	31.58%	20		2	Y		R	08/2022		\$2,003.03
	Exc Award (06/30/2018, 06/30/2019, 06/30/2023, 06/30/2025)															
36499	TAIPEI CHINGMEI	01/11/1979	Active	28	1	0	3.70%	29		4	Y			08/2023		\$2,001.12
	Exc Award (06/30/2018, 06/30/2020, 06/30/2021)															
98117	TAIPEI CHOU YU	12/06/2006	Active	59	19	0	47.50%	44		1	Y		N	07/2023		\$7,006.56
	Exc Award (06/30/2019, 06/30/2021, 06/30/2023, 06/30/2025)															
50660	TAIPEI CHUNG PEI	06/01/1990	Active	36	3	0	9.09%	35		1	Y			09/2022		\$5,003.29
	Exc Award (06/30/2017, 06/30/2019, 06/30/2020)															
46551	TAIPEI CHUNG YUAN	09/04/1986	Active	22	5	0	29.41%	17		2	Y			07/2023		\$3,003.69
	Exc Award (06/30/2018, 06/30/2020, 06/30/2022, 06/30/2023, 06/30/2025)															
49946	TAIPEI CHUNG-AI	11/10/1989	Active	35	4	0	12.90%	32		2	Y		N	07/2023		\$1,022.37



Club Health Assessment for District 300A 2 through November 2025

			Status	Membership					Reports				Finance	LCIF		
Club Number	Club Name	Charter Date	Times in Status Quo in Past 2 Years	Current Member Count **	YTD Members Added	YTD Members Dropped	YTD Net Growth% ***	Member Count 1 Year Ago	Dropped Members Avg.Length of Service	Months Since Membership Update	Current Officers Reported ****	Current President Repeated Term	VP Reported *****	Last Date Reported Service (mm/yyyy)	Account Balance	YTD Donations
Exc Award (06/30/2016, 06/30/2023, 06/30/2024, 06/30/2025)																
35832	TAIPEI DIGNITY	06/07/1978	Active	28	3	0	12.00%	27		3	Y		N	10/2022		
Exc Award (06/30/2016, 06/30/2020, 06/30/2021)																
23435	TAIPEI DOWNTOWN	03/01/1958	Active	13	11	11	0.00%	35	2	2	Y		N	10/2023		
Exc Award (06/30/2023, 06/30/2024)																
124041	Taipei Dreamer Campus	01/21/2015	Active	30	15	1	87.50%	35	1	4	Y		N	10/2022		
37710	TAIPEI EAST GATE	11/19/1979	Active	29	2	0	7.41%	33		0	Y			10/2022		\$8,017.15
Exc Award (06/30/2019, 06/30/2022)																
77783	TAIPEI ELITE	11/06/2003	Active	65	5	0	8.33%	63		0	Y		N	10/2022		\$14,015.02
Exc Award (06/30/2017, 06/30/2019, 06/30/2021, 06/30/2022)																
128579	Taipei Elite Delicate	08/09/2016	Active	31	19	0	158.33%	34		3	Y		N	09/2022		\$1,000.66
128642	Taipei Elite Diamond	08/16/2016	Active	25	9	0	56.25%	12		4	Y		R	10/2022		\$1,000.66
Exc Award (06/30/2017, 06/30/2018, 06/30/2023)																
129362	Taipei Elite-Tutor	11/09/2016	Active	40	4	0	11.11%	49		1	Y			07/2023		\$140.00
Exc Award (06/30/2021)																
32970	TAIPEI EVER GREEN	11/10/1976	Active	29	6	1	20.83%	24	25	3	Y		N	10/2022		\$4,002.53
Exc Award (06/30/2018, 06/30/2020, 06/30/2022, 06/30/2024, 06/30/2025)																
120038	Taipei Excellence	07/29/2013	Active	31	6	0	24.00%	46		3	Y		N	07/2023		\$4,002.44
Exc Award (06/30/2017, 06/30/2018, 06/30/2020, 06/30/2023)																
51070	TAIPEI FENG DER	11/13/1990	Active	29	4	0	16.00%	25		3	Y		N	10/2022		
Exc Award (06/30/2021, 06/30/2023, 06/30/2024)																
136220	Taipei Feng Huang Art Aesthetics	08/09/2018	Active	69	12	0	21.05%	77		1	Y		N	07/2023		\$6,003.95
Exc Award (06/30/2021, 06/30/2023, 06/30/2024)																
140668	Taipei Full Victory	01/08/2020	Active	37	2	0	5.71%	38		1	Y		N	11/2021		
Exc Award (06/30/2021, 06/30/2024, 06/30/2025)																
101435	TAIPEI GALAXY	03/03/2008	Active	12	0	2	-14.29%	16	8	0	Y			10/2022		\$1,000.66
Exc Award (06/30/2017, 06/30/2019, 06/30/2021, 06/30/2022, 06/30/2024)																



Club Health Assessment for District 300A 2 through November 2025

			Status	Membership					Reports				Finance	LCIF		
Club Number	Club Name	Charter Date	Times in Status Quo in Past 2 Years	Current Member Count **	YTD Members Added	YTD Members Dropped	YTD Net Growth% ***	Member Count 1 Year Ago	Dropped Members Avg.Length of Service	Months Since Membership Update	Current Officers Reported ****	Current President Repeated Term	VP Reported *****	Last Date Reported Service (mm/yyyy)	Account Balance	YTD Donations
123407	Taipei Gemini	10/17/2014	Active	15	0	0	0.00%	20		5	N			07/2023		
	Exc Award (06/30/2016, 06/30/2019, 06/30/2023)															
117481	TAIPEI GI SHINE	07/27/2012	Active	27	5	0	22.73%	24		4	N			11/2022		
	Exc Award (06/30/2021)															
60661	TAIPEI GIDA	04/16/1998	Active	31	13	0	72.22%	18		3	N		N	01/2023		\$4,002.53
	Exc Award (06/30/2018, 06/30/2023)															
48830	TAIPEI GLORY	07/18/1988	Active	34	4	0	13.33%	30		4	Y		N	07/2023		\$2,001.32
	Exc Award (06/30/2017, 06/30/2022, 06/30/2023, 06/30/2025)															
23436	TAIPEI GRAND	04/19/1969	Active	38	3	0	8.57%	39		2	Y		R	10/2022		\$2,001.66
	Exc Award (06/30/2018, 06/30/2023, 06/30/2024)															
23454	TAIPEI GREAT GROUND	04/19/1969	Active	31	5	0	19.23%	47		1	N		N	08/2022		
	Exc Award (06/30/2017, 06/30/2021, 06/30/2023)															
47363	TAIPEI GREEN MOUNTAIN	05/22/1987	Active	37	2	0	5.71%	38		1	Y		N	09/2022		\$3,001.97
	Exc Award (06/30/2019, 06/30/2021, 06/30/2022, 06/30/2023, 06/30/2024, 06/30/2025)															
48831	TAIPEI HEROINE	07/27/1988	Active	13	1	0	8.33%	25		4	N		N	06/2024		\$1,000.66
	Exc Award (06/30/2018, 06/30/2020, 06/30/2021, 06/30/2022)															
106063	TAIPEI HSIANG HONG	07/08/2009	Active	45	1	0	2.27%	44		4	N		N	08/2022		\$2,001.32
	Exc Award (06/30/2016, 06/30/2017, 06/30/2018, 06/30/2023, 06/30/2024, 06/30/2025)															
53676	TAIPEI HSIANG SHUN	09/11/1992	Active	39	5	0	14.71%	31		4	N			10/2022		\$6,005.56
	Exc Award (06/30/2021, 06/30/2023, 06/30/2025)															
56824	TAIPEI HSIN DE	04/04/1995	Active	53	6	0	12.77%	62		4	N		N	09/2022		\$2,001.32
	Exc Award (06/30/2016, 06/30/2023, 06/30/2024, 06/30/2025)															
23428	TAIPEI HUA CHIANG	07/27/1972	Active	32	2	0	6.67%	29		3	N	None		09/2022		
	Exc Award (06/30/2016, 06/30/2023)															
123178	Taipei Huang Pu	09/25/2014	Active	6	2	0	50.00%	25		4	N			10/2022		
	Exc Award (06/30/2020)															



Club Health Assessment for District 300A 2 through November 2025

			Status	Membership						Reports				Finance	LCIF	
Club Number	Club Name	Charter Date	Times in Status Quo in Past 2 Years	Current Member Count **	YTD Members Added	YTD Members Dropped	YTD Net Growth% ***	Member Count 1 Year Ago	Dropped Members Avg.Length of Service	Months Since Membership Update	Current Officers Reported ****	Current President Repeated Term	VP Reported *****	Last Date Reported Service (mm/yyyy)	Account Balance	YTD Donations
39296	TAIPEI HWA SHAN	01/08/1981	Active	33	7	0	26.92%	28		1	Y			07/2023		\$9,007.52
	Exc Award (06/30/2016, 06/30/2017, 06/30/2018, 06/30/2023, 06/30/2024)															
109310	TAIPEI ILIONS	09/27/2010	Active	33	2	0	6.45%	34		2	Y		N	07/2025		\$3,003.69
	Exc Award (06/30/2016)															
23425	TAIPEI JEN AI	05/23/1973	Active	48	3	0	6.67%	55		2	Y		N	07/2023		\$27,034.01
	Exc Award (06/30/2018, 06/30/2020, 06/30/2021, 06/30/2023)															
30788	TAIPEI JEN TE	05/06/1975	Active	43	13	1	38.71%	37	8	3	Y			11/2021		
	Exc Award (06/30/2016, 06/30/2024, 06/30/2025)															
120040	Taipei Jin Jhan	07/24/2013	Active	46	13	2	31.43%	60	4	0	Y		N	10/2022		\$2,001.32
	Exc Award (06/30/2016, 06/30/2017, 06/30/2019, 06/30/2021, 06/30/2023, 06/30/2024)															
88975	TAIPEI JING CAI	07/18/2005	Active	74	5	0	7.25%	85		3	Y		N	07/2023		\$10,010.02
	Exc Award (06/30/2016, 06/30/2017, 06/30/2019, 06/30/2022)															
125654	Taipei Jing Cheng	08/24/2015	Active	29	3	0	11.54%	30		1	N		N	08/2022		\$6,003.94
	Exc Award (06/30/2016, 06/30/2017, 06/30/2020, 06/30/2023)															
128580	Taipei Jing Li Ching	08/09/2016	Active	25	5	0	25.00%	17		3	Y	2	N	09/2022		\$2,004.74
	Exc Award (06/30/2021, 06/30/2025)															
155502	Taipei Jiu Shing Huei	07/31/2023	Active	35	10	0	40.00%	52		1	N					
64879	TAIPEI LONG FENG	12/26/2001	Active	20	9	0	81.82%	16		4	Y			09/2022		
	Exc Award (06/30/2021, 06/30/2023)															
62305	TAIPEI LONG HWA	08/13/1999	Active	26	10	0	62.50%	22		1	Y		N	09/2022		\$1,002.37
	Exc Award (06/30/2016, 06/30/2019, 06/30/2021, 06/30/2023, 06/30/2025)															
23438	TAIPEI LONG RIVER	08/28/1973	Active	36	3	0	9.09%	40		0	Y		N	05/2024		\$3,005.40
	Exc Award (06/30/2016, 06/30/2018, 06/30/2022, 06/30/2023)															
23440	TAIPEI LONG SHAN	04/29/1969	Active	39	4	0	11.43%	40		0	Y		N	07/2023		\$2,001.13
	Exc Award (06/30/2018, 06/30/2021, 06/30/2023, 06/30/2024)															
122765	Taipei Mai-Sen	07/14/2014	Active	23	0	0	0.00%	25		1	N	None		11/2022		



Club Health Assessment for District 300A 2 through November 2025

			Status	Membership					Reports				Finance	LCIF		
Club Number	Club Name	Charter Date	Times in Status Quo in Past 2 Years	Current Member Count **	YTD Members Added	YTD Members Dropped	YTD Net Growth% ***	Member Count 1 Year Ago	Dropped Members Avg.Length of Service	Months Since Membership Update	Current Officers Reported ****	Current President Repeated Term	VP Reported *****	Last Date Reported Service (mm/yyyy)	Account Balance	YTD Donations
Exc Award (06/30/2021, 06/30/2022, 06/30/2024)																
23441	TAIPEI METROPOLIS	01/17/1961	Active	27	2	0	8.00%	25		2	Y		N	10/2022		\$1,000.66
Exc Award (06/30/2019, 06/30/2020, 06/30/2023)																
48291	TAIPEI MIN CHUAN	03/21/1988	Active	19	0	0	0.00%	21		7	Y		N	10/2022		
106064	TAIPEI MOUNGAR	07/08/2009	Active	30	9	0	42.86%	27		0	Y		N	10/2022		\$1,000.66
Exc Award (06/30/2024)																
35629	TAIPEI NAN MEN L C	05/16/1978	Active	29	3	0	11.54%	31		2	Y			08/2025		\$3,005.74
Exc Award (06/30/2017, 06/30/2020, 06/30/2021, 06/30/2022)																
23442	TAIPEI NANKING	11/02/1971	Active	29	2	0	7.41%	27		1	Y		N	07/2023		\$2,003.37
Exc Award (06/30/2017, 06/30/2020, 06/30/2023, 06/30/2025)																
48558	TAIPEI NEW GRAND	05/10/1988	Active	23	0	0	0.00%	25		5	Y		N	10/2022		
Exc Award (06/30/2016, 06/30/2020, 06/30/2023, 06/30/2024)																
48292	TAIPEI NEW TAIPEI	03/21/1988	Active	29	4	0	16.00%	28		3	Y		N	10/2022		\$3,001.69
Exc Award (06/30/2019, 06/30/2020)																
23443	TAIPEI NORTH	10/31/1962	Active	42	1	1	0.00%	46	2	1	Y		N	09/2022		\$33,025.11
Exc Award (06/30/2018, 06/30/2021)																
23444	TAIPEI NORTHEAST	05/26/1965	Active	28	0	0	0.00%	33		5	Y			08/2022		\$1,001.00
Exc Award (06/30/2017)																
133433	Taipei Ntust EMBA	12/15/2017	Active	57	4	0	7.55%	60		4	Y		N	11/2023		\$4,003.65
Exc Award (06/30/2018, 06/30/2019, 06/30/2021, 06/30/2022, 06/30/2023, 06/30/2024, 06/30/2025)																
62600	TAIPEI OLD PINE	12/29/1999	Active	39	0	0	0.00%	43		4	Y		N	10/2022		\$6,005.56
Exc Award (06/30/2018, 06/30/2019, 06/30/2023, 06/30/2025)																
38085	TAIPEI PA TEH	02/05/1980	Active	22	0	0	0.00%	25		5	Y		N	10/2022		\$2,004.74
Exc Award (06/30/2018, 06/30/2020, 06/30/2021, 06/30/2024, 06/30/2025)																
39074	TAIPEI PAI LING	11/12/1980	Active	33	2	0	6.45%	39		4	Y		N	10/2022		
Exc Award (06/30/2023)																
48733	TAIPEI PINE	06/17/1988	Active	19	5	0	35.71%	16		2	Y			09/2022		
Exc Award (06/30/2017, 06/30/2023)																



Club Health Assessment for District 300A 2 through November 2025

			Status	Membership						Reports				Finance	LCIF	
Club Number	Club Name	Charter Date	Times in Status Quo in Past 2 Years	Current Member Count **	YTD Members Added	YTD Members Dropped	YTD Net Growth% ***	Member Count 1 Year Ago	Dropped Members Avg.Length of Service	Months Since Membership Update	Current Officers Reported ****	Current President Repeated Term	VP Reported *****	Last Date Reported Service (mm/yyyy)	Account Balance	YTD Donations
37265	TAIPEI PO AI	06/07/1979	Active	27	2	0	8.00%	33		1	Y		N	03/2025		
	Exc Award (06/30/2017, 06/30/2020, 06/30/2021)															
147700	Taipei Police	07/28/2021	Active	40	11	0	37.93%	36		2	Y		R	08/2022		\$1,000.56
36246	TAIPEI REGO	11/27/1978	Active	31	2	0	6.90%	33		3	Y		N	11/2022		\$4,002.63
	Exc Award (06/30/2016, 06/30/2021, 06/30/2023)															
148272	Taipei Royal Knights	09/13/2021	Active	15	5	0	50.00%	21		3	N			07/2023		\$3,002.22
	Exc Award (06/30/2023)															
60621	TAIPEI SANWIN	04/10/1998	Active	32	2	0	6.67%	31		4	Y		N	07/2023		\$3,003.59
	Exc Award (06/30/2017, 06/30/2019, 06/30/2020, 06/30/2023)															
102610	TAIPEI SHANG BIN	06/24/2008	Active	25	13	0	108.33%	33		0	Y		N	08/2022		\$1,000.56
	Exc Award (06/30/2020, 06/30/2023, 06/30/2024)															
147848	Taipei Shi Dai	08/11/2021	Active	42	12	0	40.00%	30		1	Y		N	11/2021		\$21,049.78
	Exc Award (06/30/2025)															
128297	Taipei Shining Zenith	07/18/2016	Active	46	19	1	64.29%	39	1	0	Y		N	09/2024		
	Exc Award (06/30/2016, 06/30/2024)															
23449	TAIPEI SHUANG YUAN	06/30/1971	Active	50	4	0	8.70%	47		4	Y		N	08/2023		\$5,003.19
	Exc Award (06/30/2016, 06/30/2020, 06/30/2023, 06/30/2024)															
23447	TAIPEI SI MEN	03/26/1971	Active	39	0	0	0.00%	41		5	Y		N	07/2023		\$3,001.97
	Exc Award (06/30/2018, 06/30/2019, 06/30/2021, 06/30/2022, 06/30/2023)															
84386	TAIPEI SOLAR	10/29/2004	Active	18	2	0	12.50%	18		1	Y		N	09/2022		
	Exc Award (06/30/2016, 06/30/2019, 06/30/2021, 06/30/2022)															
147626	TAIPEI SONG CHING	07/16/2021	Active	23	0	0	0.00%	23		5	Y		N	08/2022		
54514	TAIPEI SONG HEH	05/25/1993	Active	25	3	0	13.64%	25		2	Y		N	09/2022		\$1,000.66
	Exc Award (06/30/2017, 06/30/2023, 06/30/2025)															
23450	TAIPEI SOUTHEAST	04/15/1964	Active	36	0	0	0.00%	43		5	Y		N	10/2022		\$2,001.12
	Exc Award (06/30/2019, 06/30/2021, 06/30/2024)															
106065	TAIPEI SUN MOON LIGHT	07/09/2009	Active	66	24	1	53.49%	53	1	0	Y		N	07/2023		\$3,002.99
	Exc Award (06/30/2021, 06/30/2023)															



Club Health Assessment for District 300A 2 through November 2025

			Status	Membership					Reports				Finance		LCIF	
Club Number	Club Name	Charter Date	Times in Status Quo in Past 2 Years	Current Member Count **	YTD Members Added	YTD Members Dropped	YTD Net Growth% ***	Member Count 1 Year Ago	Dropped Members Avg.Length of Service	Months Since Membership Update	Current Officers Reported ****	Current President Repeated Term	VP Reported *****	Last Date Reported Service (mm/yyyy)	Account Balance	YTD Donations
46519	TAIPEI SUNRISE	08/04/1986	Active	30	4	0	15.38%	28		4	Y		N	07/2023		\$1,002.37
	Exc Award (06/30/2017, 06/30/2023, 06/30/2024)															
23460	TAIPEI TA AN	04/18/1968	Active	19	4	0	26.67%	17		4	Y			07/2023		
	Exc Award (06/30/2021)															
136328	Taipei Tai Chi Art Aesthetics	08/28/2018	Active	35	13	0	59.09%	26		0	Y		N	09/2022		\$3,005.40
	Exc Award (06/30/2022, 06/30/2025)															
29755	TAIPEI TAY PYNG	08/22/1974	Active	35	0	0	0.00%	38		5	Y			10/2022		\$3,001.69
	Exc Award (06/30/2021, 06/30/2024)															
56074	TAIPEI TEH SHIN	09/06/1994	Active	15	4	0	36.36%	17		4	N			10/2022		\$1,000.66
	Exc Award (06/30/2016, 06/30/2022, 06/30/2023)															
119993	Taipei The Best	07/12/2013	Active	26	6	0	30.00%	30		1	Y		N	10/2022		\$2,001.32
	Exc Award (06/30/2016, 06/30/2017, 06/30/2023, 06/30/2025)															
50265	TAIPEI TUNG HSIN	03/01/1990	Active	30	6	1	20.00%	28	0	1	Y		N	09/2023		\$2,001.32
	Exc Award (06/30/2023)															
29661	TAIPEI TZU CHIANG	07/26/1974	Active	40	4	0	11.11%	42		3	Y			07/2023		\$3,007.11
	Exc Award (06/03/2016, 06/30/2018, 06/30/2020, 06/30/2021, 06/30/2022)															
136175	Taipei Wang Kung	08/09/2018	Active	14	0	0	0.00%	17		5	Y		R	07/2023		
	Exc Award (06/30/2023)															
120142	Taipei World Business	08/13/2013	Active	20	2	0	11.11%	33		2	Y		N	07/2023		\$2,001.31
	Exc Award (06/30/2016, 06/30/2017, 06/30/2019, 06/30/2022, 06/30/2024, 06/30/2025)															
98772	TAIPEI WORLD TRADE	03/15/2007	Active	38	8	0	26.67%	40		0	Y		N	07/2023		
	Exc Award (06/30/2017, 06/30/2020, 06/30/2023, 06/30/2024)															
63513	TAIPEI Y2K	08/11/2000	Active	78	7	0	9.86%	75		3	Y		N	10/2022		\$6,007.27
	Exc Award (06/30/2018, 06/30/2020, 06/30/2021, 06/30/2022, 06/30/2024, 06/30/2025)															
121150	Taipei Yi Jiao	01/15/2014	Active	30	4	0	15.38%	25		4	Y		N	10/2022		\$13,008.43
	Exc Award (06/30/2018, 06/30/2021, 06/30/2022)															
49900	TAIPEI YU SHENG	10/16/1989	Active	45	0	0	0.00%	57		5	Y		N	09/2022		\$2,001.32



Club Health Assessment for District 300A 2 through November 2025

INTERNATIONAL

			Status	Membership					Reports				Finance	LCIF		
Club Number	Club Name	Charter Date	Times in Status Quo in Past 2 Years	Current Member Count **	YTD Members Added	YTD Members Dropped	YTD Net Growth% ***	Member Count 1 Year Ago	Dropped Members Avg.Length of Service	Months Since Membership Update	Current Officers Reported ****	Current President Repeated Term	VP Reported *****	Last Date Reported Service (mm/yyyy)	Account Balance	YTD Donations
Exc Award (06/30/2016, 06/30/2018, 06/30/2020, 06/30/2021, 06/30/2023, 06/30/2024)																
23456	TAIPEI YUANSHAN	06/03/1971	Active	39	4	0	11.43%	39		4	Y			07/2023		\$1,002.37
Exc Award (06/30/2017, 06/30/2018, 06/30/2021, 06/30/2023)																
117706	TAIPEI YUNG AN	08/23/2012	Active	30	4	0	15.38%	35		1	Y		N	10/2022		\$6,005.56
Exc Award (06/30/2019, 06/30/2020, 06/30/2021)																
60499	TAIPEI YUNG HSIANG	03/18/1998	Active	20	5	0	33.33%	36		4	Y		N	09/2022		\$1,000.56
Exc Award (06/30/2019, 06/30/2023, 06/30/2024)																

Clubs Cancelled Previous Fiscal Year – Clubs Cancelled within last 12 months may be reinstated

Club Number	Club Name	Charter Date	Current Status*	Cancellation Date
48623	TAIPEI CHIAO YUN	05/20/1988	Cancelled(6*)	06/29/2025
50515	TAIPEI CHUNG TE	05/04/1990	Cancelled(6*)	06/29/2025
110129	TAIPEI ELEGANT	01/14/2011	Cancelled(6*)	04/29/2025

Current Total Clubs Count	YTD New Clubs Count	YTD Cancelled Clubs Count	YTD Net Club Gain	Current Total Members Count	YTD Add	YTD Drop	YTD Net Growth	YTD Net Growth %	Member Count 12 Months Ago	Average Member Count Per Club	% of Clubs with less than 20 members	% No Officer Report in 12 Months	% of Clubs with balance 90+ days	Number of Clubs in Status Quo	% Status Quo Clubs in Financial Suspension	Number of Cancelled Clubs	Average Cancelled Club Age	Members Lost Due to Cancellation	% of Clubs Cancelled for Non-Financial Reasons
113	1	0	1	3,782	613	25	588	18.41%	3,861	33	11%	2%	0%	0	0%	0	0	0	0%

* - P - Priority Club. Cancellation Reasons: 1-Objectives/conduct, 2-Non-active club, 5-Non-existing club, 6-Disbanding, 7-Merger, 8-Financial Suspension, 9-District/Multiple District Dues.

** Red denotes below 15 active members.

*** Red denotes 20% + loss.

**** Y - all 3 (President, Secretary, Treasurer) club officers reported, N - not all 3 reported.

***** Abbreviation: N-New, IP-Immediate Past, R-Repeat.



Club Health Assessment for District 300A 3 through November 2025

			Status	Membership					Reports					Finance		LCIF
Club Number	Club Name	Charter Date	Times in Status Quo in Past 2 Years	Current Member Count **	YTD Members Added	YTD Members Dropped	YTD Net Growth% ***	Member Count 1 Year Ago	Dropped Members Avg.Length of Service	Months Since Membership Update	Current Officers Reported ****	Current President Repeated Term	VP Reported *****	Last Date Reported Service (mm/yyyy)	Account Balance	YTD Donations
Clubs less than two years old																
188254	Taipei Da Yeh	09/05/2025	Newly Chartered	33	33	0	100.00%	0		2	Y		N			
157583	Taipei Evertrust Lions Club Exc Award (06/30/2025)	03/19/2024	Active	74	3	0	4.23%	38		2	Y		N	09/2025		
181040	Taipei Fire Fighting	03/27/2025	Active	61	6	0	10.91%	0		2	Y	2	R			
177216	Taipei He Xin Exc Award (06/30/2025)	08/21/2024	Active	49	2	0	4.26%	39		1	Y		N	06/2025		
157653	Taipei Stratagem Exc Award (06/30/2025)	03/19/2024	Active	46	1	0	2.22%	43		4	Y		N	10/2024		
156616	Taipei Wen Tao Exc Award (06/30/2025)	01/22/2024	Active	134	59	0	78.67%	92		0	Y		N	03/2024		
179044	Taipei Xin Xin	11/22/2024	Active	67	2	0	3.08%	30		3	Y					\$1,003.74
Clubs more than two years old																
85028	TAIPEI BI HU Exc Award (06/30/2024, 06/30/2025)	03/15/2005	Active	52	6	0	13.04%	45		4	Y		N	11/2025		\$1,000.00
39740	TAIPEI CENTURY Exc Award (06/30/2016, 06/30/2021, 06/30/2022, 06/30/2024)	04/21/1981	Active	35	7	0	25.00%	31		3	Y		N	09/2024		\$1,000.00
23430	TAIPEI CHENG CHUNG Exc Award (06/30/2017, 06/30/2019)	04/06/1968	Active	22	6	2	22.22%	19	3	0	Y		N	10/2023		
136081	Taipei Chin Hsin Exc Award (06/30/2019, 06/30/2020, 06/30/2024)	07/25/2018	Active	33	6	0	22.22%	34		3	Y		N	11/2025		\$1,000.00
100216	TAIPEI CHONG YAO Exc Award (06/30/2017, 06/30/2018, 06/30/2020, 06/30/2021, 06/30/2022, 06/30/2023, 06/30/2024)	09/17/2007	Active	40	4	0	11.11%	48		3	Y		N	11/2025		\$2,001.00
30481	TAIPEI CHUNG CHENG Exc Award (06/30/2016, 06/30/2019, 06/30/2022, 06/30/2023, 06/30/2024)	03/31/1975	Active	28	5	1	16.67%	29	50	2	Y		N	05/2025		
48888	TAIPEI CHUNG HUA Exc Award (06/30/2017, 06/30/2020, 06/30/2022, 06/30/2023, 06/30/2024)	09/08/1988	Active	35	10	0	40.00%	30		4	Y		N	08/2025		\$2,000.00



Club Health Assessment for District 300A 3 through November 2025

			Status	Membership						Reports				Finance	LCIF	
Club Number	Club Name	Charter Date	Times in Status Quo in Past 2 Years	Current Member Count **	YTD Members Added	YTD Members Dropped	YTD Net Growth% ***	Member Count 1 Year Ago	Dropped Members Avg.Length of Service	Months Since Membership Update	Current Officers Reported ****	Current President Repeated Term	VP Reported *****	Last Date Reported Service (mm/yyyy)	Account Balance	YTD Donations
58668	TAIPEI CHYUAN MEI	09/03/1996	Active	19	0	0	0.00%	21		2	Y		R	08/2023		
	Exc Award (06/30/2016, 06/30/2017, 06/30/2021, 06/30/2022)															
124450	Taipei City Huei Chih	03/26/2015	Active	70	3	0	4.48%	73		1	Y			11/2024		\$2,000.00
	Exc Award (06/30/2016, 06/30/2017, 06/30/2019, 06/30/2021, 06/30/2023, 06/30/2024)															
108889	TAIPEI CITY KAM KONG	08/17/2010	Active	20	3	10	-25.93%	29	4	0	Y		N	10/2025		\$2,000.00
	Exc Award (06/30/2017, 06/30/2019, 06/30/2023, 06/30/2024)															
31111	TAIPEI COUNTRY	07/28/1975	Active	38	5	0	15.15%	41		0	Y		N	05/2025	90+ Days	\$10,077.24
	Exc Award (06/30/2016, 06/30/2017, 06/30/2019, 06/30/2022, 06/30/2023, 06/30/2024)															
145742	Taipei da Zhi	03/22/2021	Active	34	6	0	21.43%	50		0	Y		N	01/2025		
	Exc Award (06/30/2022, 06/30/2023)															
117669	TAIPEI DIAN FAN	08/17/2012	Active	40	4	1	8.11%	44	5	0	Y		N	11/2025		\$6,000.00
	Exc Award (06/30/2019, 06/30/2020, 06/30/2023, 06/30/2024)															
115274	TAIPEI DONG YI	10/11/2011	Active	29	0	0	0.00%	33		2	Y		N	10/2023		
	Exc Award (06/30/2017, 06/30/2021)															
62683	TAIPEI DUNG HU	01/18/2000	Active	68	2	1	1.49%	72	14	0	Y		N	05/2024		
	Exc Award (06/30/2016, 06/30/2017, 06/30/2021, 06/30/2023)															
62292	TAIPEI FAR EAST	08/09/1999	Active	40	8	0	25.00%	47		3	Y		N	02/2025		
	Exc Award (06/30/2016, 06/30/2019, 06/30/2023)															
23424	TAIPEI FU HSIN	06/23/1971	Active	28	2	7	-15.15%	29	9	2	Y		N	09/2025		
	Exc Award (06/30/2017, 06/30/2018, 06/30/2020, 06/30/2023, 06/30/2024, 06/30/2025)															
59275	TAIPEI GLORIA	03/24/1997	Active	31	5	0	19.23%	27		3	Y		N	02/2024		\$1,000.00
	Exc Award (06/30/2016, 06/30/2018, 06/30/2019, 06/30/2022)															
128968	Taipei Happy	09/19/2016	Active	90	8	0	9.76%	79		2	Y		N	11/2025		
	Exc Award (06/30/2021, 06/30/2022, 06/30/2024, 06/30/2025)															
59506	TAIPEI HI STAR	05/01/1997	Active	48	2	0	4.35%	47		2	Y		N	10/2025		\$11,000.00



Club Health Assessment for District 300A 3 through November 2025

			Status	Membership					Reports				Finance		LCIF	
Club Number	Club Name	Charter Date	Times in Status Quo in Past 2 Years	Current Member Count **	YTD Members Added	YTD Members Dropped	YTD Net Growth% ***	Member Count 1 Year Ago	Dropped Members Avg.Length of Service	Months Since Membership Update	Current Officers Reported ****	Current President Repeated Term	VP Reported *****	Last Date Reported Service (mm/yyyy)	Account Balance	YTD Donations
Exc Award (06/30/2016, 06/30/2020, 06/30/2022, 06/30/2023, 06/30/2024, 06/30/2025)																
33898	TAIPEI HSIN YI	05/19/1977	Active	49	2	0	4.26%	47		2	Y		N	04/2024		
Exc Award (06/30/2017, 06/30/2022, 06/30/2023, 06/30/2024)																
62501	TAIPEI JAPANESE	11/16/1999	Active	27	2	0	8.00%	26		3	Y		N	07/2023	90+ Days	
Exc Award (06/30/2017, 06/30/2022)																
117667	TAIPEI JENAI	08/17/2012	Active	120	5	1	3.45%	118	12	0	Y		N	10/2025		\$3,000.00
Exc Award (06/30/2016, 06/30/2017, 06/30/2019, 06/30/2020, 06/30/2021, 06/30/2022, 06/30/2023, 06/30/2024, 06/30/2025)																
97031	TAIPEI JIN YEN	04/27/2006	Active	27	5	0	22.73%	20		2	Y		N	08/2023		\$34,000.00
Exc Award (06/30/2016, 06/30/2020, 06/30/2021, 06/30/2022, 06/30/2025)																
89449	TAIPEI JOIN SERVE	10/18/2005	Active	46	0	0	0.00%	48		3	Y		N	08/2023		\$1,000.00
Exc Award (06/30/2017, 06/30/2021)																
54786	TAIPEI JONG YIH	07/23/1993	Active	21	1	0	5.00%	31		4	Y		N	08/2025		\$3,002.99
Exc Award (06/30/2018, 06/30/2021, 06/30/2023, 06/30/2024)																
53732	TAIPEI KANG FU	10/12/1992	Active	16	1	0	6.67%	19		3	Y		N	08/2023		
Exc Award (06/30/2016, 06/30/2017, 06/30/2023, 06/30/2024)																
54729	TAIPEI KINDNESS	07/09/1993	Active	25	5	0	25.00%	34		4	Y		N	10/2025		
Exc Award (06/30/2016, 06/30/2018, 06/30/2019, 06/30/2021, 06/30/2022, 06/30/2024)																
23439	TAIPEI KU TING	04/15/1969	Active	23	5	0	27.78%	25		1	Y		N	09/2023	90+ Days	\$2,000.00
Exc Award (06/30/2025)																
49156	TAIPEI KUO HUA	01/18/1989	Active	31	15	0	93.75%	32		4	Y		N	11/2025		\$1,000.00
Exc Award (06/30/2022, 06/30/2023)																
51048	TAIPEI LILY	11/05/1990	Active	109	11	0	11.22%	102		2	Y		N	09/2025		\$5,000.00
Exc Award (06/30/2018, 06/30/2019, 06/30/2020, 06/30/2021, 06/30/2022, 06/30/2024)																
51968	TAIPEI MIN YU	08/20/1991	Active	36	1	3	-5.26%	42	7	0	Y		N	05/2025		
Exc Award (06/30/2017, 06/30/2025)																



Club Health Assessment for District 300A 3 through November 2025

			Status	Membership					Reports					Finance		LCIF
Club Number	Club Name	Charter Date	Times in Status Quo in Past 2 Years	Current Member Count **	YTD Members Added	YTD Members Dropped	YTD Net Growth% ***	Member Count 1 Year Ago	Dropped Members Avg.Length of Service	Months Since Membership Update	Current Officers Reported ****	Current President Repeated Term	VP Reported *****	Last Date Reported Service (mm/yyyy)	Account Balance	YTD Donations
49007	TAIPEI MU LAN	11/08/1988	Active	17	2	0	13.33%	13		2	Y		N	09/2022		
	Exc Award (06/30/2017, 06/30/2018)															
56036	TAIPEI MU PEN	08/11/1994	Active	36	5	0	16.13%	36		1	Y		N	08/2024		\$1,000.00
	Exc Award (06/30/2016, 06/30/2017)															
23427	TAIPEI NAN KANG	12/10/1973	Active	51	15	5	24.39%	48	18	1	N	None		01/2024	90+ Days	
	Exc Award (06/30/2016, 06/30/2017, 06/30/2019)															
62801	TAIPEI NAN LUNG	02/17/2000	Active	16	1	0	6.67%	18		0	Y			09/2025		
121141	Taipei Navigation	01/14/2014	Active	103	6	0	6.19%	67		1	Y		N	10/2025		\$1,001.00
	Exc Award (06/30/2017, 06/30/2019, 06/30/2020, 06/30/2022, 06/30/2025)															
63626	TAIPEI NEW MILLENNIUM	10/12/2000	Active	107	2	0	1.90%	75		2	Y		N	08/2025		
	Exc Award (06/30/2017, 06/30/2019, 06/30/2021, 06/30/2023, 06/30/2025)															
43789	TAIPEI PLUM FLOWER	04/05/1984	Active	24	0	0	0.00%	27		3	Y		N	04/2023		
53839	TAIPEI SEVEN STAR	11/23/1992	Active	57	2	0	3.64%	31		1	Y		N	11/2025		
	Exc Award (06/30/2016, 06/30/2017, 06/30/2020, 06/30/2021, 06/30/2023, 06/30/2024, 06/30/2025)															
51998	TAIPEI SHU YING	09/09/1991	Active	124	7	0	5.98%	120		2	Y		N	11/2025		
	Exc Award (06/30/2016, 06/30/2017, 06/30/2023)															
47626	TAIPEI SUN RISE	06/30/1987	Active	33	3	0	10.00%	38		4	Y		N	10/2025		\$1,000.00
	Exc Award (06/30/2016, 06/30/2017, 06/30/2018, 06/30/2019, 06/30/2022, 06/30/2023, 06/30/2024)															
58908	TAIPEI SURPASSING	12/06/1996	Active	23	2	0	9.52%	24		0	Y		N	11/2025		\$3,001.96
	Exc Award (06/30/2016, 06/30/2017, 06/30/2023)															
121140	Taipei Te Shiao	01/14/2014	Active	40	0	0	0.00%	16		2	Y		N	11/2025		
	Exc Award (06/30/2024)															
153891	Taipei Tian Hou	04/19/2023	Active	33	10	0	43.48%	29		4	N		N	10/2023		
136858	Taipei Tsung Cheng	11/28/2018	Active	35	0	0	0.00%	27		6	Y		N	11/2025		
	Exc Award (06/30/2023)															
32253	TAIPEI TUN HUA	05/05/1976	Active	245	0	0	0.00%	188		2	Y		N	06/2025		



Club Health Assessment for District 300A 3 through November 2025


			Status	Membership					Reports				Finance	LCIF		
Club Number	Club Name	Charter Date	Times in Status Quo in Past 2 Years	Current Member Count **	YTD Members Added	YTD Members Dropped	YTD Net Growth% ***	Member Count 1 Year Ago	Dropped Members Avg.Length of Service	Months Since Membership Update	Current Officers Reported ****	Current President Repeated Term	VP Reported *****	Last Date Reported Service (mm/yyyy)	Account Balance	YTD Donations
Exc Award (06/30/2016, 06/30/2018, 06/30/2019, 06/30/2020, 06/30/2021, 06/30/2022, 06/30/2023, 06/30/2024, 06/30/2025)																
40266	TAIPEI UNION	07/15/1981	Active	42	2	0	5.00%	38		2	Y		N	09/2025		\$1,000.00
Exc Award (06/30/2017, 06/30/2022, 06/30/2023, 06/30/2025)																
58644	TAIPEI UNITED	08/13/1996	Active	101	4	0	4.12%	95		1	Y		N	08/2023		
Exc Award (06/30/2016, 06/30/2018, 06/30/2020, 06/30/2021, 06/30/2022, 06/30/2025)																
51755	TAIPEI UNITY	06/07/1991	Active	29	3	0	11.54%	32		2	Y		N	02/2024		\$3,000.00
Exc Award (06/30/2016, 06/30/2017, 06/30/2024)																
64701	TAIPEI UTOPIA	10/01/2001	Active	22	4	1	15.79%	21	1	2	Y		N	08/2023		
Exc Award (06/30/2023, 06/30/2025)																
62904	TAIPEI YA TAI	03/09/2000	Active	31	2	3	-3.13%	36	3	2	Y		N	10/2025		
Exc Award (06/30/2016, 06/30/2024, 06/30/2025)																
136243	Taipei Yi Kang	08/17/2018	Active	21	2	0	10.53%	21		4	Y		N	10/2023		\$1,000.00
Exc Award (06/30/2023, 06/30/2025)																
103002	TAIPEI YOU BON	06/30/2008	Active	18	1	0	5.88%	16		2	Y		N	04/2022		
149841	Taipei Yuan Rong	02/10/2022	Active	54	1	1	0.00%	46	0	2	Y		N	03/2024		
Exc Award (06/30/2023, 06/30/2024, 06/30/2025)																
110805	TAIPEI YUN JIN	04/11/2011	Active	38	16	11	15.15%	31	1	2	Y		N	10/2025	90+ Days	\$2,000.00
Exc Award (06/30/2016, 06/30/2024, 06/30/2025)																

Clubs Cancelled Previous Fiscal Year – Clubs Cancelled within last 12 months may be reinstated

Club Number	Club Name	Charter Date	Current Status*	Cancellation Date
54787	TAIPEI TA HAN	07/23/1993	Cancelled(8*)	12/30/2024



Club Health Assessment for District 300A 3 through November 2025

<div>Club NumberClub NameCharter Date</div>						Status		Membership					Reports				Finance		LCIF
						Times in Status Quo in Past 2 Years	Current Member Count **	YTD Members Added	YTD Members Dropped	YTD Net Growth***	Member Count 1 Year Ago	Dropped Members Avg.Length of Service	Months Since Membership Update	Current Officers Reported ****	Current President Repeated Term	VP Reported *****	Last Date Reported Service (mm/yyyy)	Account Balance	YTD Donations
Current Total Clubs Count	YTD New Clubs Count	YTD Cancelled Clubs Count	YTD Net Club Gain	Current Total Members Count	YTD Add	YTD Drop	YTD Net Growth	Member Count 12 Months Ago	Average Member Count Per Club	% of Clubs with less than 20 members	% No Officer Report in 12 Months	% of Clubs with balance 90+ days	Number of Clubs in Status Quo	% Status Quo Clubs in Financial Suspension	Number of Cancelled Clubs	Average Cancelled Club Age	Members Lost Due to Cancellation	% of Clubs Cancelled for Non-Financial Reasons	
63	1	0	1	3,094	341	47	294	10.50%	2,707	49	8%	0%	8%	0	0%	0	0	0	0%

* - P - Priority Club. Cancellation Reasons: 1-Objectives/conduct, 2-Non-active club, 5-Non-existing club, 6-Disbanding, 7-Merger, 8-Financial Suspension, 9-District/Multiple District Dues.

** Red denotes below 15 active members.

*** Red denotes 20% + loss.

**** Y - all 3 (President, Secretary, Treasurer) club officers reported, N - not all 3 reported.

***** Abbreviation: N-New, IP-Immediate Past, R-Repeat.




Club Health Assessment for District 300A 5 through November 2025

			Status	Membership						Reports				Finance	LCIF	
Club Number	Club Name	Charter Date	Times in Status Quo in Past 2 Years	Current Member Count **	YTD Members Added	YTD Members Dropped	YTD Net Growth% ***	Member Count 1 Year Ago	Dropped Members Avg.Length of Service	Months Since Membership Update	Current Officers Reported ****	Current President Repeated Term	VP Reported *****	Last Date Reported Service (mm/yyyy)	Account Balance	YTD Donations
Clubs less than two years old																
187335	I Lan Glory	08/01/2025	Active	32	32	0	100.00%	0		0	Y			11/2025	90+ Days	
180228	Taitung Tung Ching	01/09/2025	Active	33	0	0	0.00%	0		3	Y	2	N	10/2025		
Clubs more than two years old																
35231	CHIAO HSI	03/07/1978	Active	37	2	3	-2.63%	45	3	1	Y			10/2025	90+ Days	\$1,000.02
Exc Award (06/30/2016, 06/30/2018)																
23375	HUALIEN	03/21/1964	Active	52	5	4	1.96%	51	15	0	Y		N	08/2025		\$16,002.60
34406	HUALIEN CENTER	08/19/1977	Active	31	5	2	10.71%	31	8	0	Y		N	11/2025		\$2,000.04
40326	HUALIEN CHUNG SHAN	08/27/1981	Active	31	7	6	3.33%	31	4	0	Y			11/2025		\$13,901.20
131689	Hualien Ci-Sin	06/26/2017	Active	34	6	0	21.43%	32		4	Y		N	10/2025		\$4,680.49
Exc Award (06/30/2018)																
48975	HUALIEN CITY LONG YEN	10/24/1988	Active	48	10	0	26.32%	48		1	Y		N	09/2025		\$2,000.25
Exc Award (06/30/2016, 06/30/2019, 06/30/2020)																
109307	HUALIEN EAST COAST	09/23/2010	Active	23	9	3	35.29%	31	1	0	Y		N	08/2025		
44247	HUALIEN FAN CHA LAI	09/27/1984	Active	46	5	0	12.20%	33		3	Y		N	11/2025		\$1,000.24
Exc Award (06/30/2016, 06/30/2020)																
42211	HUALIEN HSINCHENG	01/07/1983	Active	26	1	0	4.00%	32		0	Y		N	11/2025		\$1,250.75
67484	HUALIEN HUEI LAN	03/25/2003	Active	22	0	2	-8.33%	24	6	1	Y		N	11/2025		\$5,000.05
109218	HUALIEN JIN HUA	09/10/2010	Active	13	3	0	30.00%	12		4	Y		N	10/2025		\$1,000.02
Exc Award (06/30/2016, 06/30/2018)																
106778	HUALIEN JIN YING	10/19/2009	Active	20	1	0	5.26%	20		4	Y			07/2025		
126792	Hualien Kuai Le	02/15/2016	Active	21	3	0	16.67%	20		4	Y			09/2025		\$2,419.62
Exc Award (06/30/2020)																
49336	HUALIEN LIEN HUA	03/22/1989	Active	67	10	0	17.54%	56		3	Y		N	11/2025		\$20,056.47
Exc Award (06/30/2016, 06/30/2019)																
89386	HUALIEN TUNG YANG	10/06/2005	Active	32	2	0	6.67%	43		3	Y			11/2025		\$1,600.44
Exc Award (06/30/2016)																
23376	I LAN	07/14/1971	Active	49	2	0	4.26%	52		3	Y		N	11/2025		
Exc Award (06/30/2016)																



Club Health Assessment for District 300A 5 through November 2025

			Status	Membership						Reports				Finance	LCIF	
Club Number	Club Name	Charter Date	Times in Status Quo in Past 2 Years	Current Member Count **	YTD Members Added	YTD Members Dropped	YTD Net Growth% ***	Member Count 1 Year Ago	Dropped Members Avg.Length of Service	Months Since Membership Update	Current Officers Reported ****	Current President Repeated Term	VP Reported *****	Last Date Reported Service (mm/yyyy)	Account Balance	YTD Donations
51202	I LAN CHI HUA	01/17/1991	Active	40	0	0	0.00%	47		2	Y		N	11/2025	90+ Days	\$2,810.38
Exc Award (06/30/2016, 06/30/2023)																
53605	I LAN CHUANG WEI	08/18/1992	Active	48	1	0	2.13%	47		3	Y		N	09/2025		\$2,000.48
52936	I LAN CHUNG SHAN	04/13/1992	Active	69	10	2	13.11%	65	17	0	Y		N	11/2025		\$9,301.67
Exc Award (06/30/2016, 06/30/2023)																
117687	I LAN ELITE	08/21/2012	Active	82	3	0	3.80%	94		4	Y		N	10/2025		\$4,000.30
Exc Award (06/30/2016, 06/30/2023)																
58396	I LAN ENTREPRENEUR	06/07/1996	Active	44	3	0	7.32%	42		1	Y		N	11/2025		\$2,413.72
53651	I LAN FU CHENG	09/02/1992	Active	40	13	0	48.15%	30		2	Y		N	11/2025		\$6,000.14
Exc Award (06/30/2019)																
68696	I LAN HSIEN Hsieh HO	04/19/2003	Active	52	7	6	1.96%	48	4	3	Y		N	10/2025		\$9,040.09
Exc Award (06/30/2016)																
49518	I LAN HSIEN LAN YOUNG	05/08/1989	Active	39	1	1	0.00%	41	1	2	Y		N	10/2025		\$3,000.79
155268	I Lan Lan Hsin	07/19/2023	Active	34	1	1	0.00%	38	2	1	Y		N	11/2025		\$11,602.72
139653	I Lan Phoenix	09/04/2019	Active	31	4	0	14.81%	31		0	Y		N	10/2025		\$3,090.34
Exc Award (06/30/2023)																
47884	I LAN RENASCENCE	11/17/1987	Active	39	2	1	2.63%	42	0	3	Y		N	11/2025		\$1,400.02
68695	I LAN SUCCESS	04/19/2003	Active	85	7	1	7.59%	81	11	2	Y		N	11/2025		\$8,000.55
Exc Award (06/30/2018)																
51111	I LAN TUNG KUAN	12/06/1990	Active	34	12	0	54.55%	29		2	Y		N	10/2025		\$3,000.72
57284	I LAN TZU HUI	08/15/1995	Active	35	2	0	6.06%	34		0	Y		N	11/2025	\$1,700.02	
65323	I LAN ZHONG YUAN	05/02/2002	Active	42	18	0	75.00%	32		0	Y		N	11/2025	\$200.00	
Exc Award (06/30/2019)																
39447	ILAN CENTRAL	02/05/1981	Active	76	6	0	8.57%	71		2	Y		N	11/2025	\$5,168.01	
48383	ILAN CITY MUH LAN	04/06/1988	Active	41	10	0	32.26%	35		2	Y			10/2025	\$5,900.33	
43036	ILAN SANHSING	09/08/1983	Active	36	1	0	2.86%	39		4	Y		N	10/2025	\$1,719.29	
43382	ILAN YUANSHAN	01/10/1984	Active	42	5	0	13.51%	41		2	Y		N	09/2025	\$21,500.56	
Exc Award (06/30/2018, 06/30/2023)																
23386	KEELUNG	04/07/1959	Active	20	0	1	-4.76%	24	2	2	Y		N	11/2025	\$11,001.07	
60723	KEELUNG AI HSIN	05/05/1998	Active	12	0	0	0.00%	18		2	Y		IP	11/2025	\$3,240.72	
23387	KEELUNG CENTRAL	12/23/1967	Active	27	5	0	22.73%	22		4	Y		N	10/2025	\$300.07	



Club Health Assessment for District 300A 5 through November 2025

			Status	Membership						Reports				Finance	LCIF	
Club Number	Club Name	Charter Date	Times in Status Quo in Past 2 Years	Current Member Count **	YTD Members Added	YTD Members Dropped	YTD Net Growth% ***	Member Count 1 Year Ago	Dropped Members Avg.Length of Service	Months Since Membership Update	Current Officers Reported ****	Current President Repeated Term	VP Reported *****	Last Date Reported Service (mm/yyyy)	Account Balance	YTD Donations
49801	KEELUNG CENTURY	08/14/1989	Active	28	6	1	21.74%	20	0	2	Y		N	09/2025	90+ Days	
38988	KEELUNG CHUNG CHENG	10/23/1980	Active	14	2	0	16.67%	19		1	Y			11/2025		\$2,000.03
Exc Award (06/30/2019, 06/30/2023)																
55457	KEELUNG CHUNG HSIAO	03/23/1994	Active	18	0	0	0.00%	22		1	Y			11/2025		\$1,000.02
Exc Award (06/30/2019)																
57285	KEELUNG CHUNG SHAN	08/15/1995	Active	25	5	0	25.00%	21		4	N		N	10/2025		\$6,301.56
Exc Award (06/30/2019)																
44087	KEELUNG EVER GREEN	06/30/1984	Active	14	0	0	0.00%	14		0	Y		N	11/2025		\$2,000.48
62469	KEELUNG FENG HUANG	11/04/1999	Active	55	6	1	10.00%	51	9	2	Y		N	11/2025		\$19,123.68
Exc Award (06/30/2018, 06/30/2019)																
99543	KEELUNG HELLO	06/05/2007	Active	100	16	0	19.05%	84		0	Y		N	11/2025		\$35,109.48
Exc Award (06/30/2016, 06/30/2019)																
48384	KEELUNG HSIN HO	04/06/1988	Status Quo(1)	10	0	0	0.00%	10		15	N	None		12/2022		
Exc Award (06/30/2023)																
52656	KEELUNG HSIN I	03/04/1992	Active	40	12	0	42.86%	31		4	Y		N	11/2025		\$28,603.67
Exc Award (06/30/2019)																
123155	Keelung Ideal	09/19/2014	Active	30	6	2	15.38%	30	0	2	Y			11/2025	\$10,000.43	
Exc Award (06/30/2019)																
45186	KEELUNG JEN AI	06/19/1985	Active	14	1	0	7.69%	13		1	N	None		01/2022		
55570	KEELUNG KUAN TU	04/18/1994	Active	15	1	0	7.14%	15		1	Y		N	09/2025		
49802	KEELUNG KWANG HUA	08/14/1989	Active	12	3	1	20.00%	15	26	2	Y			01/2022	\$490.17	
49136	KEELUNG MUH LAN	01/06/1989	Active	31	5	0	19.23%	29		0	Y		N	11/2025	\$23,715.72	
Exc Award (06/30/2018)																
51894	KEELUNG OCEANIC	07/15/1991	Active	29	6	0	26.09%	26		4	Y		N	09/2025	\$8,001.90	
51949	KEELUNG ORIENT	08/12/1991	Active	27	1	0	3.85%	34		4	Y		N	11/2025	\$3,000.94	
Exc Award (06/30/2016, 06/30/2019, 06/30/2020)																
47008	KEELUNG PEACE	03/03/1987	Active	24	5	0	26.32%	21		0	Y	2		11/2025	\$6,000.12	
Exc Award (06/30/2020)																
38498	KEELUNG PORT L C	05/14/1980	Active	19	0	0	0.00%	19		0	Y		R	10/2025	\$2,000.02	
54808	KEELUNG TSUR HUEI	08/05/1993	Active	55	1	0	1.85%	56		2	Y		N	11/2025	\$27,708.32	
Exc Award (06/30/2016)																



Club Health Assessment for District 300A 5 through November 2025

			Status	Membership					Reports					Finance	LCIF	
Club Number	Club Name	Charter Date	Times in Status Quo in Past 2 Years	Current Member Count **	YTD Members Added	YTD Members Dropped	YTD Net Growth% ***	Member Count 1 Year Ago	Dropped Members Avg.Length of Service	Months Since Membership Update	Current Officers Reported ****	Current President Repeated Term	VP Reported *****	Last Date Reported Service (mm/yyyy)	Account Balance	YTD Donations
40444	KEELUNG TZYH CHYANG L C	10/22/1981	Active	22	0	0	0.00%	24		4	Y	2	N	09/2021		\$2,000.04
51485	KEELUNG UNITED	03/28/1991	Active	37	7	0	23.33%	33		0	Y		N	10/2025		\$6,001.57
89213	KEELUNG YI PINYI	08/30/2005	Active(1)	24	2	0	9.09%	23		3	Y		N	11/2025		\$6,001.00
129171	Keelung Zhen-Xing Campus	10/20/2016	Active	18	0	0	0.00%	23		4	Y		N	11/2025		\$100.00
23388	KUANG FU	06/15/1973	Active	25	2	0	8.70%	23		3	Y		N	08/2025		
23390	LO TUNG	04/30/1969	Active	89	8	0	9.88%	91		1	N		N	11/2025		\$2,000.33
23391	MEI LUN	04/24/1972	Active	51	8	2	13.33%	53	3	2	Y		N	08/2025		\$6,039.25
Exc Award (06/30/2016)																
137352	Ocean University	02/01/2019	Active	20	6	2	25.00%	24	1	0	N			07/2025		
23401	SU AO	04/25/1970	Active	56	4	1	5.66%	55	55	2	Y		N	11/2025		\$3,000.72
23459	TAITUNG	01/28/1967	Active	29	3	0	11.54%	29		3	Y		N	08/2025		\$17,001.02
Exc Award (06/30/2016)																
37380	TAITUNG CHENG KUNG L C	06/29/1979	Active	25	0	0	0.00%	27		2	Y		R	08/2025		
49008	TAITUNG CITY TUNG LAN	11/09/1988	Active	30	6	2	15.38%	31	1	3	Y		N	10/2025		\$5,000.33
Exc Award (06/30/2023)																
51679	TAITUNG HSIEN CHUNG HSING	05/13/1991	Active	36	1	2	-2.70%	37	3	3	Y		N	11/2025		\$4,701.19
Exc Award (06/30/2018)																
61800	TAITUNG HSIEN GREEN ISLAND	04/21/1999	Active	24	4	0	20.00%	20		2	Y		N	08/2025		\$1,000.02
50427	TAITUNG HSIEN HSIN SHENG	04/17/1990	Active	58	13	0	28.89%	49		0	Y		N	07/2025		
152817	Taitung Hsien Lanyu	10/21/2022	Active	30	0	0	0.00%	30		2	N		N	09/2025		
50139	TAITUNG HSIEN LEE YU SHAN	01/29/1990	Active	30	0	4	-11.76%	35	2	4	Y		R	08/2025		\$2,000.04
23461	TAITUNG KUAN SAN	02/04/1968	Active	21	1	0	5.00%	25		4	Y		N	11/2025		\$1,420.24
59924	TAITUNG TAI MA LI	08/29/1997	Active	23	2	0	9.52%	24		3	Y		N	09/2025		
55571	TAITUNG TUNG HORNG	04/18/1994	Active	29	1	0	3.57%	29		4	Y		R	08/2025		\$1,000.01
38989	TAITUNG TZU CHIANG	10/23/1980	Active	37	0	0	0.00%	43		4	Y		N	08/2025		
34324	TONG SAN L C	07/28/1977	Active	29	1	0	3.57%	32		0	Y			08/2025		\$3,100.08
Exc Award (06/30/2018)																
34325	TOU CHEN L C	07/28/1977	Active	24	6	0	33.33%	20		1	Y			11/2025		\$1,330.46
Exc Award (06/30/2023)																



Club Health Assessment for District 300A 5 through November 2025

INTERNATIONAL

Club Number	Club Name	Charter Date	Status	Membership						Reports				Finance	LCIF	
			Times in Status Quo in Past 2 Years	Current Member Count **	YTD Members Added	YTD Members Dropped	YTD Net Growth***	Member Count 1 Year Ago	Dropped Members Avg.Length of Service	Months Since Membership Update	Current Officers Reported ****	Current President Repeated Term	VP Reported *****	Last Date Reported Service (mm/yyyy)	Account Balance	YTD Donations
35233	WU CHIEH L C	03/12/1978	Active	31	1	0	3.33%	31		4	Y		N	11/2025		\$5,001.55
139189	Yi-Lan Jiou Chiung Internet	07/11/2019	Active	33	6	1	17.86%	44	1	4	Y			09/2025		\$2,000.04

Clubs Cancelled Previous Fiscal Year – Clubs Cancelled within last 12 months may be reinstated

Club Number	Club Name	Charter Date	Current Status*	Cancellation Date
125715	I Lan Kavalan Campus	08/27/2015	Cancelled(8*)	06/29/2025

Current Total Clubs Count	YTD New Clubs Count	YTD Cancelled Clubs Count	YTD Net Club Gain	Current Total Members Count	YTD Add	YTD Drop	YTD Net Growth	YTD Net Growth %	Member Count 12 Months Ago	Average Member Count Per Club	% of Clubs with less than 20 members	% No Officer Report in 12 Months	% of Clubs with balance 90+ days	Number of Clubs in Status Quo	% Status Quo Clubs in Financial Suspension	Number of Cancelled Clubs	Average Cancelled Club Age	Members Lost Due to Cancellation	% of Clubs Cancelled for Non-Financial Reasons
84	1	0	1	2,976	372	52	320	12.05%	2,897	35	13%	1%	5%	1	100%	0	0	0	0%

* - P - Priority Club. Cancellation Reasons: 1-Objectives/conduct, 2-Non-active club, 5-Non-existing club, 6-Disbanding, 7-Merger, 8-Financial Suspension, 9-District/Multiple District Dues.

** Red denotes below 15 active members.

*** Red denotes 20% + loss.

**** Y - all 3 (President, Secretary, Treasurer) club officers reported, N - not all 3 reported.

***** Abbreviation: N-New, IP-Immediate Past, R-Repeat.



Club Health Assessment for District 300B 1 through November 2025

			Status	Membership					Reports					Finance	LCIF	
Club Number	Club Name	Charter Date	Times in Status Quo in Past 2 Years	Current Member Count **	YTD Members Added	YTD Members Dropped	YTD Net Growth% ***	Member Count 1 Year Ago	Dropped Members Avg.Length of Service	Months Since Membership Update	Current Officers Reported ****	Current President Repeated Term	VP Reported *****	Last Date Reported Service (mm/yyyy)	Account Balance	YTD Donations
Clubs more than two years old																
52933	NEW TAIPEI CITY AN KUEI	04/17/1992	Active	64	6	0	10.34%	67		1	Y			04/2024		
	Exc Award (06/30/2016, 06/30/2022)															
144240	New Taipei City Campus Blood	12/23/2020	Active	38	3	0	8.57%	25		3	Y			03/2025		
	Exc Award (06/30/2023)															
39297	NEW TAIPEI CITY CENTRAL	01/15/1981	Active	38	1	1	0.00%	35	13	0	Y			04/2023		
	Exc Award (06/30/2022, 06/30/2025)															
108883	NEW TAIPEI CITY CHANG JUNG	07/01/2010	Active	40	0	0	0.00%	41		8	N			03/2024		
	Exc Award (06/30/2016, 06/30/2022, 06/30/2023, 06/30/2025)															
77877	NEW TAIPEI CITY CHEN SHAN MEI	11/26/2003	Active	55	0	0	0.00%	51		1	Y			02/2024	90+ Days	
	Exc Award (06/30/2016, 06/30/2022, 06/30/2023, 06/30/2025)															
64755	NEW TAIPEI CITY CHENG KUN	10/26/2001	Active	45	0	0	0.00%	45		2	Y			03/2023		
	Exc Award (06/30/2016, 06/30/2022, 06/30/2023, 06/30/2024)															
59862	NEW TAIPEI CITY CHESS KING	07/14/1997	Active	15	0	0	0.00%	16		5	N			11/2023		
	Exc Award (06/30/2016, 06/30/2022)															
55316	NEW TAIPEI CITY CHI HSIEN	02/21/1994	Active	35	2	1	2.94%	26	2	1	N			07/2024		
	Exc Award (06/30/2023)															
42452	NEW TAIPEI CITY CHIN SHAN	03/21/1983	Status Quo(1)	13	0	0	0.00%	16		5	N	None		03/2023	90+ Days	
	Exc Award (06/30/2021, 06/30/2022)															
116065	NEW TAIPEI CITY CHING YING	02/13/2012	Active	25	10	0	66.67%	28		3	N			07/2024	90+ Days	
	Exc Award (06/30/2016, 06/30/2022, 06/30/2023)															
60580	NEW TAIPEI CITY CHU LIN	03/31/1998	Active	29	4	0	16.00%	27		4	Y			04/2024	90+ Days	
	Exc Award (06/30/2016, 06/30/2023)															
53953	NEW TAIPEI CITY CHUNG HSIAO	12/31/1992	Active	36	0	0	0.00%	36		3	Y			02/2024		
	Exc Award (06/30/2021, 06/30/2023)															
43531	NEW TAIPEI CITY CHUNG KANG	02/22/1984	Active	72	15	0	26.32%	65		1	Y			11/2025	90+ Days	
	Exc Award (06/30/2016, 06/30/2022, 06/30/2024)															



Club Health Assessment for District 300B 1 through November 2025

			Status	Membership						Reports				Finance	LCIF	
Club Number	Club Name	Charter Date	Times in Status Quo in Past 2 Years	Current Member Count **	YTD Members Added	YTD Members Dropped	YTD Net Growth% ***	Member Count 1 Year Ago	Dropped Members Avg.Length of Service	Months Since Membership Update	Current Officers Reported ****	Current President Repeated Term	VP Reported *****	Last Date Reported Service (mm/yyyy)	Account Balance	YTD Donations
43916	NEW TAIPEI CITY CHUNG SHAN Exc Award (06/30/2016, 06/30/2022)	05/30/1984	Active	126	0	0	0.00%	125		5	Y			11/2023		
29931	NEW TAIPEI CITY CHUNG YANG Exc Award (06/30/2023)	11/12/1974	Active	29	4	0	16.00%	35		4	Y			12/2022	90+ Days	
57843	NEW TAIPEI CITY CHUNG YI Exc Award (06/30/2023)	02/12/1996	Active	41	0	0	0.00%	36		1	Y			01/2025		
57258	NEW TAIPEI CITY CHUNG YUAN Exc Award (06/30/2021, 06/30/2023)	07/27/1995	Active	31	5	0	19.23%	25		4	Y			12/2023	90+ Days	
48186	NEW TAIPEI CITY ELITE Exc Award (06/30/2016, 06/30/2022, 06/30/2023, 06/30/2024)	02/24/1988	Active	58	18	0	45.00%	48		2	Y			07/2025	90+ Days	
63533	NEW TAIPEI CITY ENVIRONMENTAL Exc Award (06/30/2016, 06/30/2022, 06/30/2025)	09/11/2000	Active	28	2	4	-6.67%	25	3	1	Y			11/2025	90+ Days	
106534	NEW TAIPEI CITY FAR EAST Exc Award (06/30/2016, 06/30/2023)	08/31/2009	Active	45	0	0	0.00%	45		7	Y			12/2022		
42579	NEW TAIPEI CITY FU YING Exc Award (06/30/2016, 06/30/2023, 06/30/2024)	04/07/1983	Active	37	0	0	0.00%	50		5	Y			10/2023		
126820	New Taipei City Global Exc Award (06/30/2021, 06/30/2022)	02/09/2016	Active	20	6	8	-9.09%	22	2	4	Y			08/2023	90+ Days	
53971	NEW TAIPEI CITY GUAN IN SHAN Exc Award (06/30/2016, 06/30/2023)	01/11/1993	Active	28	0	0	0.00%	28		16	N			12/2024		
61018	NEW TAIPEI CITY HEROES Exc Award (06/30/2016, 06/30/2022)	07/14/1998	Active	29	4	0	16.00%	26		2	Y			09/2023	90+ Days	
108884	NEW TAIPEI CITY HSI YUEH Exc Award (06/30/2016, 06/30/2022, 06/30/2023)	07/01/2010	Active	46	0	1	-2.13%	47	15	4	Y			03/2023		
30115	NEW TAIPEI CITY HSIN CHUANG Exc Award (06/30/2021, 06/30/2022, 06/30/2023, 06/30/2024, 06/30/2025)	01/06/1975	Active	70	6	0	9.38%	83		1	Y			04/2025	90+ Days	
61037	NEW TAIPEI CITY HSIN HO Exc Award (06/30/2023)	07/20/1998	Active	36	11	0	44.00%	27		3	Y			07/2022	90+ Days	



Club Health Assessment for District 300B 1 through November 2025

			Status	Membership						Reports					Finance	LCIF
Club Number	Club Name	Charter Date	Times in Status Quo in Past 2 Years	Current Member Count **	YTD Members Added	YTD Members Dropped	YTD Net Growth% ***	Member Count 1 Year Ago	Dropped Members Avg.Length of Service	Months Since Membership Update	Current Officers Reported ****	Current President Repeated Term	VP Reported *****	Last Date Reported Service (mm/yyyy)	Account Balance	YTD Donations
117489	NEW TAIPEI CITY HSIN PEI	08/01/2012	Active	25	0	5	-16.67%	30	6	4	Y			09/2025	90+ Days	
	Exc Award (06/30/2021, 06/30/2022)															
51985	NEW TAIPEI CITY HSIN TAI	08/23/1991	Active	35	0	0	0.00%	38		5	Y			04/2024		
54749	NEW TAIPEI CITY HSIN YI	07/05/1993	Active	27	0	2	-6.90%	25	0	4	Y			10/2022		
	Exc Award (06/30/2021, 06/30/2022)															
55247	NEW TAIPEI CITY HSING JUNG	01/24/1994	Active	26	1	0	4.00%	25		1	Y			04/2022		
	Exc Award (06/30/2016, 06/30/2021, 06/30/2022)															
61135	NEW TAIPEI CITY HUAN SHII	09/15/1998	Active	47	2	0	4.44%	47		4	N			04/2023		
	Exc Award (06/30/2022, 06/30/2023)															
106550	NEW TAIPEI CITY JEN AI	08/31/2009	Active	27	11	0	68.75%	30		1	Y			03/2024	90+ Days	
	Exc Award (06/30/2016, 06/30/2021, 06/30/2023, 06/30/2024)															
93579	NEW TAIPEI CITY JI PIN	01/06/2006	Active	35	0	0	0.00%	26		5	Y			07/2023		
	Exc Award (06/30/2022, 06/30/2023, 06/30/2025)															
57844	NEW TAIPEI CITY KWANG HUEI	02/12/1996	Active	48	8	0	20.00%	44		4	Y			04/2022	90+ Days	
	Exc Award (06/30/2023)															
49865	NEW TAIPEI CITY KWANG HWA	09/21/1989	Active	49	0	0	0.00%	50		5	Y			11/2023	90+ Days	
55248	NEW TAIPEI CITY KWANG JUNG	01/20/1994	Active	39	3	0	8.33%	37		2	Y			01/2024	90+ Days	
	Exc Award (06/30/2022, 06/30/2023)															
34990	NEW TAIPEI CITY LIN KOU	01/25/1978	Active	50	0	0	0.00%	50		2	Y			01/2025		
	Exc Award (06/30/2016, 06/30/2023)															
33046	NEW TAIPEI CITY LU CHIANG	11/22/1976	Active	56	11	9	3.70%	54	15	1	Y			10/2025	90+ Days	
	Exc Award (06/30/2021, 06/30/2022)															
30423	NEW TAIPEI CITY LU CHOU	03/17/1975	Active	37	2	0	5.71%	39		4	Y			02/2024		
	Exc Award (06/30/2024)															
55013	NEW TAIPEI CITY MING CHIH	11/01/1993	Active	25	0	0	0.00%	26		5	Y			03/2024		
124642	New Taipei City New Century	04/22/2015	Active	15	0	0	0.00%	27		5	N	2		09/2023		
	Exc Award (06/30/2016, 06/30/2021, 06/30/2022)															
130629	New Taipei City New Peace	05/25/2017	Active	28	2	0	7.69%	26		4	Y			10/2024	90+ Days	




Club Health Assessment for District 300B 1 through November 2025

			Status	Membership						Reports				Finance	LCIF	
Club Number	Club Name	Charter Date	Times in Status Quo in Past 2 Years	Current Member Count **	YTD Members Added	YTD Members Dropped	YTD Net Growth% ***	Member Count 1 Year Ago	Dropped Members Avg.Length of Service	Months Since Membership Update	Current Officers Reported ****	Current President Repeated Term	VP Reported *****	Last Date Reported Service (mm/yyyy)	Account Balance	YTD Donations
Exc Award (06/30/2021, 06/30/2023)			Active	50	4	0	8.70%	64		4	Y			11/2024	90+ Days	
37712	NEW TAIPEI CITY PA LI	11/26/1979														
Exc Award (06/30/2016, 06/30/2022, 06/30/2025)			Active	49	7	0	16.67%	37		3	Y			07/2024		
53604	NEW TAIPEI CITY PAI HO	08/17/1992														
Exc Award (06/30/2016, 06/30/2022, 06/30/2025)			Active(1)	26	0	0	0.00%	26		2	Y			03/2024		
59230	NEW TAIPEI CITY PEI YI	03/10/1997														
Exc Award (06/30/2016, 06/30/2021)			Active	25	0	0	0.00%	25		1	Y			01/2025		
104725	NEW TAIPEI CITY POLARIS	02/12/2009														
Exc Award (06/30/2021)			Active	28	2	0	7.69%	28		3	Y			03/2024		
40546	NEW TAIPEI CITY SAN CHIH	11/16/1981														
Exc Award (06/30/2016, 06/30/2023)			Active	69	3	1	2.99%	75	14	1	Y			02/2025		
23399	NEW TAIPEI CITY SAN CHUNG	03/01/1971														
Exc Award (06/30/2016, 06/30/2021, 06/30/2024)			Active	38	0	0	0.00%	38		12	N			03/2024		
63857	NEW TAIPEI CITY SAN CHUNG NU TZI	12/21/2000														
Exc Award (06/30/2023)			Active	17	2	0	13.33%	19		4	Y			12/2023	90+ Days	
42212	NEW TAIPEI CITY SAN HO	01/11/1983														
Exc Award (06/30/2021, 06/30/2023, 06/30/2024)			Active	35	0	0	0.00%	26		3	N	2		09/2023		
58587	NEW TAIPEI CITY SHAN YANG	07/15/1996														
Exc Award (06/30/2016, 06/30/2021, 06/30/2023)			Active	30	0	0	0.00%	32		5	Y			01/2024		
44088	NEW TAIPEI CITY SHIH MEN	06/30/1984														
Exc Award (06/30/2016, 06/30/2022, 06/30/2023)			Active	37	0	0	0.00%	40		0	Y			03/2024		
52281	NEW TAIPEI CITY SZU HSIEN	12/16/1991														
Exc Award (06/30/2016, 06/30/2022, 06/30/2023)			Active	37	2	0	5.71%	37		4	Y			02/2024	90+ Days	
62755	NEW TAIPEI CITY SZU YUAN	02/01/2000														
Exc Award (06/30/2023)			Status Quo(1)	14	0	1	-6.67%	15	8	4	N	None		11/2023	90+ Days	
132368	New Taipei City Ta Yuan	08/18/2017														
57837	NEW TAIPEI CITY TAI HO	02/06/1996	Active	48	13	1	33.33%	47	7	0	Y			04/2024	90+ Days	



Club Health Assessment for District 300B 1 through November 2025

			Status	Membership					Reports					Finance	LCIF	
Club Number	Club Name	Charter Date	Times in Status Quo in Past 2 Years	Current Member Count **	YTD Members Added	YTD Members Dropped	YTD Net Growth% ***	Member Count 1 Year Ago	Dropped Members Avg.Length of Service	Months Since Membership Update	Current Officers Reported ****	Current President Repeated Term	VP Reported *****	Last Date Reported Service (mm/yyyy)	Account Balance	YTD Donations
Exc Award (06/30/2016, 06/30/2021, 06/30/2022)			Active	30	5	0	20.00%	31		4	Y	2		03/2024	90+ Days	
38499	NEW TAIPEI CITY TAI SAN	05/14/1980														
Exc Award (06/30/2021, 06/30/2022)			Active	40	5	0	14.29%	36		4	Y			12/2023	90+ Days	
23437	NEW TAIPEI CITY TAIPEI HSIEN	12/10/1965														
Exc Award (06/30/2021, 06/30/2023)			Active	66	4	0	6.45%	68		2	Y			03/2024	90+ Days	
38706	NEW TAIPEI CITY TAN SHUI	06/19/1980														
Exc Award (06/30/2021, 06/30/2022, 06/30/2024)			Active	37	8	2	19.35%	31	24	2	Y			12/2023		
50931	NEW TAIPEI CITY TOR CHING	09/17/1990														
Exc Award (06/30/2022)			Active	25	0	0	0.00%	30		5	Y			02/2024		
144246	New Taipei City Vader	12/22/2020														
Exc Award (06/30/2023)			Active	18	3	0	20.00%	20		2	Y			12/2023	90+ Days	
43384	NEW TAIPEI CITY WAN LI	01/10/1984														
Exc Award (06/30/2022)			Active	60	15	1	30.43%	41	0	1	Y			04/2023	90+ Days	
39914	NEW TAIPEI CITY WU KU	05/14/1981														
Exc Award (06/30/2016, 06/30/2022, 06/30/2025)			Active	92	14	0	17.95%	88		2	Y			04/2023	90+ Days	
51712	NEW TAIPEI CITY YUNG FU	05/28/1991														
Exc Award (06/30/2016, 06/30/2022, 06/30/2025)																

Clubs Cancelled Previous Fiscal Year – Clubs Cancelled within last 12 months may be reinstated

Club Number	Club Name	Charter Date	Current Status*	Cancellation Date
47068	NEW TAIPEI CITY LUNG MEN	03/20/1987	Cancelled(6*)	03/29/2025

Current Total Clubs Count	YTD New Clubs Count	YTD Cancelled Clubs Count	YTD Net Club Gain	Current Total Members Count	YTD Add	YTD Drop	YTD Net Growth	YTD Net Growth %	Member Count 12 Months Ago	Average Member Count Per Club	% of Clubs with less than 20 members	% No Officer Report in 12 Months	% of Clubs with balance 90+ days	Number of Clubs in Status Quo	% Status Quo Clubs in Financial Suspension	Number of Cancelled Clubs	Average Cancelled Club Age	Members Lost Due to Cancellation	% of Clubs Cancelled for Non-Financial Reasons
65	0	0	0	2,569	224	37	187	7.85%	2,528	40	9%	3%	48%	2	100%	0	0	0	0%



Club Health Assessment for District 300B 1 through November 2025

			Status	Membership					Reports					Finance	LCIF	
Club Number	Club Name	Charter Date	Times in Status Quo in Past 2 Years	Current Member Count **	YTD Members Added	YTD Members Dropped	YTD Net Growth% ***	Member Count 1 Year Ago	Dropped Members Avg.Length of Service	Months Since Membership Update	Current Officers Reported ****	Current President Repeated Term	VP Reported *****	Last Date Reported Service (mm/yyyy)	Account Balance	YTD Donations

* - P - Priority Club. Cancellation Reasons: 1-Objectives/conduct, 2-Non-active club, 5-Non-existing club, 6-Disbanding, 7-Merger, 8-Financial Suspension, 9-District/Multiple District Dues.
** Red denotes below 15 active members.
*** Red denotes 20% + loss.
**** Y - all 3 (President, Secretary, Treasurer) club officers reported, N - not all 3 reported.
***** Abbreviation: N-New, IP-Immediate Past, R-Repeat.




Club Health Assessment for District 300B 2 through November 2025

			Status	Membership					Reports				Finance	LCIF		
Club Number	Club Name	Charter Date	Times in Status Quo in Past 2 Years	Current Member Count **	YTD Members Added	YTD Members Dropped	YTD Net Growth% ***	Member Count 1 Year Ago	Dropped Members Avg.Length of Service	Months Since Membership Update	Current Officers Reported ****	Current President Repeated Term	VP Reported *****	Last Date Reported Service (mm/yyyy)	Account Balance	YTD Donations
Clubs less than two years old																
178410	New Taipei City Cheng Mei	10/15/2024	Active	46	7	0	17.95%	20		1	Y	2				\$24,740.21
156813	New Taipei City Daxizhi	12/21/2023	Active	33	5	0	17.86%	48		0	Y		N	11/2025		
185876	New Taipei City I-Care	07/14/2025	Active	20	20	0	100.00%	0		4	Y					
156642	New Taipei City Jui Kuang	01/22/2024	Active	25	5	0	25.00%	36		4	N			10/2025		\$6,000.00
155559	New Taipei City Pei Da	12/07/2023	Active	55	10	0	22.22%	53		0	Y			07/2025	90+ Days	\$5,000.00
178831	New Taipei City Pei Hsin	10/14/2024	Active	25	3	0	13.64%	20		4	N					
Clubs more than two years old																
140737	National Taipei University of Business	02/22/2021	Active	7	0	0	0.00%	7		34	N	None		01/2022	90+ Days	
132939	National Taiwan University	11/22/2017	Active	19	0	0	0.00%	19		32	N	None		01/2022	90+ Days	
98594	NEW TAIPEI CITY AI HSIN	02/15/2007	Active	82	10	1	12.33%	74	16	0	Y			11/2025		\$4,000.00
129513	New Taipei City Aletheia	05/31/2017	Active	9	0	0	0.00%	9		34	N	None		02/2022	90+ Days	
46332	NEW TAIPEI CITY CAPITAL	06/04/1986	Active	35	6	0	20.69%	31		3	Y			11/2025		\$4,000.00
52453	NEW TAIPEI CITY CHANG FU	01/28/1992	Active	28	0	1	-3.45%	30	14	1	Y			01/2024		\$1,000.00
124681	New Taipei City Chang Shou	04/28/2015	Active	8	0	0	0.00%	19		5	N			01/2024		
59200	NEW TAIPEI CITY CHENG YI	03/06/1997	Active	36	1	0	2.86%	42		4	Y			01/2024	90+ Days	\$16,000.00
49800	NEW TAIPEI CITY CHIA YUAN	08/08/1989	Active	64	27	2	64.10%	42	13	1	N			11/2025		\$10,000.00
61856	NEW TAIPEI CITY CHIN LAN	04/30/1999	Active	38	3	0	8.57%	41		4	Y			11/2025		\$2,000.00
54266	NEW TAIPEI CITY CHINESE	03/24/1993	Active	25	3	2	4.17%	28	8	1	N			08/2025		\$1,000.00
36340	NEW TAIPEI CITY CHUNG CHENG	12/07/1978	Active	28	0	1	-3.45%	37	2	4	Y			02/2024		\$13,000.00
39563	NEW TAIPEI CITY CHUNG HO	03/09/1981	Active	36	0	0	0.00%	48		5	Y			02/2024		\$15,000.00
142656	New Taipei City Chung Hsing	10/20/2020	Active	28	0	0	0.00%	30		4	Y			11/2025		\$1,000.00
147550	NEW TAIPEI CITY DING HSING	07/27/2021	Active	32	5	0	18.52%	27		4	Y			02/2024		\$4,000.00
100218	NEW TAIPEI CITY FANG HSING	09/21/2007	Active	17	0	0	0.00%	24		5	N			07/2025		\$3,000.00
147596	New Taipei City Fashion Art	09/28/2021	Cancelled(8*)	0	0	0	0.00%	23		4	N	None		12/2023	90+ Days	
54866	NEW TAIPEI CITY FU HO	09/13/1993	Active	27	0	5	-15.63%	42	10	1	Y			09/2025		\$28,000.00



Club Health Assessment for District 300B 2 through November 2025

			Status	Membership					Reports					Finance	LCIF	
Club Number	Club Name	Charter Date	Times in Status Quo in Past 2 Years	Current Member Count **	YTD Members Added	YTD Members Dropped	YTD Net Growth% ***	Member Count 1 Year Ago	Dropped Members Avg.Length of Service	Months Since Membership Update	Current Officers Reported ****	Current President Repeated Term	VP Reported *****	Last Date Reported Service (mm/yyyy)	Account Balance	YTD Donations
Exc Award (06/30/2023)																
48679	NEW TAIPEI CITY GREEN LAKE	06/13/1988	Active	29	3	0	11.54%	32		4	Y			12/2023	90+ Days	\$10,000.00
51796	NEW TAIPEI CITY HAI SHAN	06/12/1991	Active(1)	41	12	0	41.38%	30		1	N			07/2025		
137140	New Taipei City Hsiang Mao	01/16/2019	Active	37	7	0	23.33%	36		1	Y			11/2025		
117472	NEW TAIPEI CITY HSIN PAN	08/03/2012	Active	30	2	1	3.45%	31	2	1	Y			02/2024		
23374	NEW TAIPEI CITY HSIN TIEN	01/01/1971	Active	47	1	0	2.17%	50		4	Y			08/2025		
89281	NEW TAIPEI CITY HSIU LANG	12/27/2005	Active	15	8	1	87.50%	17	7	1	N	None		11/2023		
54892	NEW TAIPEI CITY HUA CHIANG	09/23/1993	Active	49	0	0	0.00%	55		1	Y			11/2025		
56550	NEW TAIPEI CITY HWA CHUNG	02/20/1995	Active	37	12	0	48.00%	27		2	N			12/2023		
49778	NEW TAIPEI CITY KWANG MING	07/26/1989	Active	65	5	0	8.33%	74		4	Y			11/2025		
66497	NEW TAIPEI CITY LIAN CHENG	07/16/2002	Active	42	3	4	-2.33%	43	6	0	Y			10/2025		
77990	NEW TAIPEI CITY LIEN HSIN	12/29/2003	Active	31	0	0	0.00%	34		5	Y			10/2025		
126127	NEW TAIPEI CITY MEI HSIN	12/14/2015	Active	53	8	0	17.78%	49		1	Y			07/2025		
53566	NEW TAIPEI CITY MEI LUN	08/04/1992	Active	55	7	0	14.58%	63		2	Y			11/2024		
50849	NEW TAIPEI CITY NEW GREEN	07/08/1990	Active	45	3	3	0.00%	49	4	0	Y			11/2025	90+ Days	
23392	NEW TAIPEI CITY PAN CHIAO	08/04/1971	Active	60	9	6	5.26%	64	32	2	Y			09/2025		
121305	New Taipei City Pan Chiao Chilee University Campus	03/28/2014	Status Quo(2)	9	0	0	0.00%	9		94	N	None		02/2022	90+ Days	
147551	New Taipei City Pan Chiao United Lions	07/29/2021	Active	46	3	0	6.98%	50		4	Y			09/2025		
122944	New Taipei City Peace	08/29/2014	Active	44	3	0	7.32%	47		4	Y			11/2025		
105026	NEW TAIPEI CITY PING SHIN	03/19/2009	Active	26	0	0	0.00%	28		4	N			08/2025		
42580	NEW TAIPEI CITY RUEY FANG	04/29/1983	Active	57	2	0	3.64%	61		4	Y			11/2025		
47166	NEW TAIPEI CITY SAN DOU	04/03/1987	Active	49	2	0	4.26%	48		4	Y			11/2025		
23400	NEW TAIPEI CITY SAN HSIA	10/25/1972	Active	48	1	2	-2.04%	57	2	0	Y			07/2025		
48032	NEW TAIPEI CITY SAN ING	01/04/1988	Active	40	0	0	0.00%	29		5	N			01/2024		
87771	NEW TAIPEI CITY SHEN DING	04/12/2005	Active	40	3	0	8.11%	42		4	Y			09/2025		



Club Health Assessment for District 300B 2 through November 2025


			Status	Membership						Reports				Finance	LCIF	
Club Number	Club Name	Charter Date	Times in Status Quo in Past 2 Years	Current Member Count **	YTD Members Added	YTD Members Dropped	YTD Net Growth% ***	Member Count 1 Year Ago	Dropped Members Avg.Length of Service	Months Since Membership Update	Current Officers Reported ****	Current President Repeated Term	VP Reported *****	Last Date Reported Service (mm/yyyy)	Account Balance	YTD Donations
55857	NEW TAIPEI CITY SHIH TOR HSI	06/20/1994	Active(1)	29	4	0	16.00%	25		4	N			01/2024		\$2,000.00
29231	NEW TAIPEI CITY SHU LIN	04/30/1974	Active	62	0	0	0.00%	66		4	Y			03/2024		\$6,000.00
105251	NEW TAIPEI CITY SHUANG HO	04/14/2009	Active	54	7	2	10.20%	49	0	4	N			09/2025		\$8,000.00
61776	NEW TAIPEI CITY SUNG HAU	04/15/1999	Active	42	12	0	40.00%	45		2	N			11/2025	90+ Days	\$1,000.00
52525	NEW TAIPEI CITY TA HAN	02/18/1992	Active(1)	46	1	0	2.22%	47		4	Y			03/2024	90+ Days	\$8,000.00
54760	NEW TAIPEI CITY TA TANG	07/05/1993	Active	18	0	0	0.00%	25		4	N			03/2024		\$2,000.00
154012	New Taipei City Taiwanese Businessmen	06/22/2023	Active	26	0	0	0.00%	29		5	N			12/2023		
120794	New Taipei City Tamkang University Campus	02/12/2014	Active	12	0	0	0.00%	12		32	N	None		02/2022	90+ Days	
47735	NEW TAIPEI CITY TONG CHING	09/24/1987	Active	43	12	0	38.71%	32		3	Y			01/2024		\$15,000.00
38087	NEW TAIPEI CITY TOU CHEN	02/05/1980	Active	56	0	0	0.00%	60		4	Y			10/2025		\$1,000.00
77570	NEW TAIPEI CITY TSUR HSIANG Exc Award (06/30/2023)	10/02/2003	Active	53	3	0	6.00%	55		4	Y			11/2025	90+ Days	\$68,000.00
58769	NEW TAIPEI CITY TSUR HSING	10/17/1996	Active	32	6	0	23.08%	30		4	Y			11/2025		\$12,000.00
125367	NEW TAIPEI CITY VEILIN	11/11/2015	Active	18	2	0	12.50%	23		4	Y			12/2023		\$3,000.00
49210	NEW TAIPEI CITY WEN HUA	02/01/1989	Active	46	9	0	24.32%	53		4	Y			11/2025		\$11,000.00
51756	NEW TAIPEI CITY WEN SHAN	06/10/1991	Active	20	0	0	0.00%	22		7	N			12/2023		
56179	NEW TAIPEI CITY WU FU	10/24/1994	Active	46	2	0	4.55%	51		4	Y			03/2024		\$4,000.00
23466	NEW TAIPEI CITY YING KO	05/03/1970	Active	65	6	0	10.17%	63		2	Y			11/2025		\$41,000.00
23469	NEW TAIPEI CITY YUNG HO	02/10/1971	Active	53	0	0	0.00%	53		5	Y			07/2025		\$15,000.00

Clubs Cancelled Previous Fiscal Year – Clubs Cancelled within last 12 months may be reinstated

Club Number	Club Name	Charter Date	Current Status*	Cancellation Date
120367	New Taipei City Pan Chiao Nu Tzu	10/04/2013	Cancelled(8*)	12/30/2024



Club Health Assessment for District 300B 2 through November 2025

<div>International Club of Presidents</div>						Status		Membership					Reports				Finance		LCIF
						Times in Status Quo in Past 2 Years		Current Member Count **	YTD Members Added	YTD Members Dropped	YTD Net Growth% ***	Member Count 1 Year Ago	Dropped Members Avg.Length of Service	Months Since Membership Update	Current Officers Reported ****	Current President Repeated Term	VP Reported *****	Last Date Reported Service (mm/yyyy)	Account Balance
Club Number	Club Name		Charter Date																
Current Total Clubs Count	YTD New Clubs Count	YTD Cancelled Clubs Count	YTD Net Club Gain	Current Total Members Count	YTD Add	YTD Drop	YTD Net Growth	YTD Net Growth %	Member Count 12 Months Ago	Average Member Count Per Club	% of Clubs with less than 20 members	% No Officer Report in 12 Months	% of Clubs with balance 90+ days	Number of Clubs in Status Quo	% Status Quo Clubs in Financial Suspension	Number of Cancelled Clubs	Average Cancelled Club Age	Members Lost Due to Cancellation	% of Clubs Cancelled for Non-Financial Reasons
65	1	1	0	2,439	263	31	232	10.51%	2,515	38	15%	9%	18%	1	100%	1	15	0	-100%

* - P - Priority Club. Cancellation Reasons: 1-Objectives/conduct, 2-Non-active club, 5-Non-existing club, 6-Disbanding, 7-Merger, 8-Financial Suspension, 9-District/Multiple District Dues.

** Red denotes below 15 active members.

*** Red denotes 20% + loss.

**** Y - all 3 (President, Secretary, Treasurer) club officers reported, N - not all 3 reported.

***** Abbreviation: N-New, IP-Immediate Past, R-Repeat.



Club Health Assessment for District 300B 3 through November 2025

			Status	Membership						Reports				Finance	LCIF	
Club Number	Club Name	Charter Date	Times in Status Quo in Past 2 Years	Current Member Count **	YTD Members Added	YTD Members Dropped	YTD Net Growth% ***	Member Count 1 Year Ago	Dropped Members Avg.Length of Service	Months Since Membership Update	Current Officers Reported ****	Current President Repeated Term	VP Reported *****	Last Date Reported Service (mm/yyyy)	Account Balance	YTD Donations
Clubs less than two years old																
157222	Taoyuan Baida Feilli	02/02/2024	Active	13	4	1	30.00%	24	0	2	N					
	Exc Award (06/30/2024)															
181417	Taoyuan Central University Campus	04/01/2025	Active	30	0	0	0.00%	0		7	N	None				
175847	Taoyuan Dong Fang Mei	08/30/2024	Active	44	7	0	18.92%	48		2	Y	2				\$4,100.00
157223	Taoyuan Elite Confederate	02/27/2024	Active	20	2	0	11.11%	20		4	N					
157053	Taoyuan Er Jia Zi	01/16/2024	Cancelled(6*)	0	0	0	0.00%	0		17	N	None				
157054	Taoyuan Hirmes	12/29/2023	Active	19	0	0	0.00%	42		4	Y					
185981	Taoyuan Ling-Xian	07/09/2025	Active	30	30	0	100.00%	0		3	Y					\$3,000.00
179614	Taoyuan Ren Mei	12/27/2024	Active	62	14	0	29.17%	0		3	Y	2				\$32,000.00
157055	Taoyuan San Jia Zi	01/16/2024	Cancelled(6*)	0	0	0	0.00%	6		5	N	None				
178563	Taoyuan Tong Le	09/20/2024	Active	28	0	0	0.00%	30		10	Y					
180924	Taoyuan Tsui Tsan	02/27/2025	Active	35	2	0	6.06%	0		3	Y	2				
179262	Taoyuan Tyai Campus	12/26/2024	Active	30	0	0	0.00%	0		11	N	None				
156812	Taoyuan Walter	12/08/2023	Active	31	0	0	0.00%	23		2	N					\$15,550.00
	Exc Award (06/30/2024)															
157929	Taoyuan Well-Known	05/13/2024	Active	27	3	3	0.00%	29	2	0	Y					
157228	Taoyuan World Cheongsam	03/07/2024	Active	19	11	1	111.11%	22	1	3	N					
Clubs more than two years old																
58887	PA TE CITY TAOYUAN TAAN	12/02/1996	Active	48	6	0	14.29%	44		3	Y			01/2024		\$4,000.00
	Exc Award (06/30/2017, 06/30/2018, 06/30/2019, 06/30/2022)															
52907	TA YUAN CHUNG SHAN	04/14/1992	Active	39	9	2	21.88%	37	7	4	N			03/2018		
	Exc Award (06/30/2016, 06/30/2017, 06/30/2018, 06/30/2023)															
39448	TA YUAN L C	02/25/1981	Active	36	2	0	5.88%	40		0	N			10/2021		
	Exc Award (06/30/2019)															
40797	TACHI	01/25/1982	Active	33	4	0	13.79%	28		4	N			10/2019		\$5,000.00
	Exc Award (06/30/2019, 06/30/2023, 06/30/2024)															



Club Health Assessment for District 300B 3 through November 2025

			Status	Membership						Reports				Finance	LCIF	
Club Number	Club Name	Charter Date	Times in Status Quo in Past 2 Years	Current Member Count **	YTD Members Added	YTD Members Dropped	YTD Net Growth% ***	Member Count 1 Year Ago	Dropped Members Avg.Length of Service	Months Since Membership Update	Current Officers Reported ****	Current President Repeated Term	VP Reported *****	Last Date Reported Service (mm/yyyy)	Account Balance	YTD Donations
23455	TAOYUAN	12/28/1959	Active	54	6	1	10.20%	59	21	4	N			10/2024		\$5,000.00
	Exc Award (06/30/2016, 06/30/2018, 06/30/2024)															
144339	Taoyuan Affectionate	12/28/2020	Active	37	2	0	5.71%	38		2	Y			09/2024		
	Exc Award (06/30/2022, 06/30/2023)															
48976	TAOYUAN AI HSIN	10/24/1988	Active	41	5	0	13.89%	33		4	Y			10/2023		\$37,700.00
	Exc Award (06/30/2016, 06/30/2020, 06/30/2023)															
123751	Taoyuan Apple Cyber	12/17/2014	Active	15	2	1	7.14%	15	1	3	Y			10/2021		
	Exc Award (06/30/2017, 06/30/2022)															
155919	Taoyuan Azure	09/11/2023	Active	40	1	0	2.56%	43		1	N			03/2024		\$12,000.00
	Exc Award (06/30/2024)															
87774	TAOYUAN BEST WISH	04/12/2005	Active	16	1	0	6.67%	16		4	N			09/2023		
	Exc Award (06/30/2017, 06/30/2019)															
49054	TAOYUAN CENTRAL	11/29/1988	Active	47	2	1	2.17%	52	1	2	Y			11/2023		\$10,000.00
	Exc Award (06/30/2017, 06/30/2018, 06/30/2023)															
143045	Taoyuan Chen Hsin	09/28/2020	Active	24	0	0	0.00%	24		20	N			07/2022		
61623	TAOYUAN CHENG I	03/09/1999	Active	29	2	0	7.41%	33		4	N			03/2018		\$1,000.00
	Exc Award (06/30/2016, 06/30/2017, 06/30/2018, 06/30/2020)															
84142	TAOYUAN CHERN UEI	09/07/2004	Active	62	6	0	10.71%	60		3	Y			03/2024		\$71,700.00
	Exc Award (06/30/2016, 06/30/2019, 06/30/2023, 06/30/2024)															
118187	TAOYUAN CHUANG CHING	12/05/2012	Active	53	17	0	47.22%	51		3	Y			01/2022		\$1,000.00
	Exc Award (06/30/2017, 06/30/2018, 06/30/2019, 06/30/2022)															
149520	Taoyuan Chuang Hsin	01/04/2022	Active	7	0	0	0.00%	21		3	N	None		12/2023		
	Exc Award (06/30/2024)															
59940	TAOYUAN CHUN YING	09/09/1997	Active	22	2	0	10.00%	29		3	N			09/2023		\$4,000.00
	Exc Award (06/30/2016, 06/30/2018, 06/30/2019)															
52773	TAOYUAN CHUNG CHENG	03/27/1992	Active	40	5	2	8.11%	40	18	3	N			09/2020		\$14,000.00
	Exc Award (06/30/2016)															
57886	TAOYUAN CHUNG HWA	02/21/1996	Active	22	3	0	15.79%	21		4	N	None		09/2021		



Club Health Assessment for District 300B 3 through November 2025

			Status	Membership					Reports				Finance	LCIF		
Club Number	Club Name	Charter Date	Times in Status Quo in Past 2 Years	Current Member Count **	YTD Members Added	YTD Members Dropped	YTD Net Growth% ***	Member Count 1 Year Ago	Dropped Members Avg.Length of Service	Months Since Membership Update	Current Officers Reported ****	Current President Repeated Term	VP Reported *****	Last Date Reported Service (mm/yyyy)	Account Balance	YTD Donations
Exc Award (06/30/2016, 06/30/2018, 06/30/2023)			Active	47	6	0	14.63%	42		4	N			03/2018		\$4,000.00
62557	TAOYUAN DAR YU	12/10/1999														
Exc Award (06/30/2018, 06/30/2019, 06/30/2024)			Active	37	2	0	5.71%	40		4	Y			03/2018		\$3,000.00
102609	TAOYUAN EVERGLORY	06/24/2008														
Exc Award (06/30/2017, 06/30/2023)			Active	38	2	0	5.56%	37		1	Y			12/2023		\$3,000.00
58336	TAOYUAN FAR EAST	05/16/1996														
Exc Award (06/30/2016, 06/30/2018)			Active	9	0	0	0.00%	16		5	Y					
156544	Taoyuan Formosa	11/01/2023														
Exc Award (06/30/2016, 06/30/2020, 06/30/2023, 06/30/2024)			Active	54	9	0	20.00%	59		2	Y			02/2024		\$21,000.00
110054	TAOYUAN FU RONG	01/06/2011														
Exc Award (06/30/2016, 06/30/2019, 06/30/2020, 06/30/2024)			Active	23	4	0	21.05%	26		1	N			03/2018		\$1,000.00
42857	TAOYUAN FUHSING	06/29/1983														
Exc Award (06/30/2016, 06/30/2019, 06/30/2020, 06/30/2024)			Active	59	7	0	13.46%	64		3	Y			03/2024		\$45,200.00
98840	TAOYUAN GUEISHAN	03/19/2007														
Exc Award (06/30/2016, 06/30/2019)			Active	27	9	0	50.00%	29		3	N			11/2022		\$1,000.00
121531	Taoyuan Happy	03/19/2014														
Exc Award (06/30/2017, 06/30/2018, 06/30/2023)			Active	22	6	0	37.50%	18		4	N			07/2020		\$3,000.00
116189	TAOYUAN HERITAGE	05/02/2012														
Exc Award (06/30/2018, 06/30/2019, 06/30/2023)			Active	25	0	0	0.00%	26		4	Y			03/2018		\$25,000.00
117941	TAOYUAN HONESTY	10/08/2012														
Exc Award (06/30/2016, 06/30/2018, 06/30/2023)			Active	15	0	0	0.00%	22		5	Y					
156019	Taoyuan Hong Fu	09/14/2023														
Exc Award (06/30/2024)			Active	38	2	0	5.56%	43		3	N			07/2021		
38088	TAOYUAN HSIEN CHENG KUNG	02/05/1980														
Exc Award (06/30/2016, 06/30/2017, 06/30/2018, 06/30/2019, 06/30/2022, 06/30/2023)			Active	21	0	0	0.00%	22		5	Y			03/2018		
59942	TAOYUAN HSIN HSING	09/09/1997														
Exc Award (06/30/2017, 06/30/2022)			Active	39	5	0	14.71%	35		4	N			02/2021		
123741	Taoyuan Hu Tou Shan	12/18/2014														
Exc Award (06/30/2018, 06/30/2023)																



Club Health Assessment for District 300B 3 through November 2025

			Status	Membership						Reports				Finance	LCIF	
Club Number	Club Name	Charter Date	Times in Status Quo in Past 2 Years	Current Member Count **	YTD Members Added	YTD Members Dropped	YTD Net Growth% ***	Member Count 1 Year Ago	Dropped Members Avg.Length of Service	Months Since Membership Update	Current Officers Reported ****	Current President Repeated Term	VP Reported *****	Last Date Reported Service (mm/yyyy)	Account Balance	YTD Donations
109200	TAOYUAN HUAN GJIA	09/09/2010	Active	32	1	0	3.23%	33		2	Y			09/2023		\$4,000.00
	Exc Award (06/30/2018, 06/30/2020, 06/30/2022, 06/30/2023)															
61701	TAOYUAN JEN SHANN MEEI	03/30/1999	Active	22	7	0	46.67%	30		4	Y			02/2018		\$1,000.00
	Exc Award (06/30/2016, 06/30/2019, 06/30/2020, 06/30/2023)															
100039	TAOYUAN KUANG HUEI	08/16/2007	Active	16	0	0	0.00%	21		5	N			08/2021		\$2,000.00
	Exc Award (06/30/2018, 06/30/2019, 06/30/2023)															
46869	TAOYUAN KUEI SHAN POUAI	01/28/1987	Active	39	6	0	18.18%	33		3	Y			03/2024		\$26,000.00
	Exc Award (06/30/2018, 06/30/2020)															
123748	Taoyuan La La Shan	12/17/2014	Active	26	6	1	23.81%	27	3	1	N			03/2018		\$3,000.00
	Exc Award (06/30/2017, 06/30/2019, 06/30/2023)															
84301	TAOYUAN LILY	10/07/2004	Active	49	10	0	25.64%	45		3	Y			09/2023		\$24,000.00
	Exc Award (06/30/2016, 06/30/2018, 06/30/2019, 06/30/2022, 06/30/2023)															
110053	TAOYUAN LONG SHOU	01/06/2011	Active	22	0	0	0.00%	23		5	N			11/2020		
	Exc Award (06/30/2016, 06/30/2023)															
155823	Taoyuan Long Sin	08/31/2023	Active	33	6	0	22.22%	32		1	N					\$1,000.00
	Exc Award (06/30/2024)															
42453	TAOYUAN LOOCHU	03/21/1983	Active	133	18	0	15.65%	115		2	Y			03/2024		\$146,000.00
	Exc Award (06/30/2018, 06/30/2019, 06/30/2025)															
98734	TAOYUAN LOOCHU WOMAN	03/08/2007	Active	58	3	0	5.45%	74		2	Y			02/2024		\$13,000.00
	Exc Award (06/30/2016, 06/30/2018, 06/30/2019, 06/30/2020, 06/30/2022)															
118190	TAOYUAN LUNG FENG	12/05/2012	Active	20	4	2	11.11%	23	2	4	Y			11/2020		
	Exc Award (06/30/2019, 06/30/2022)															
101576	TAOYUAN NAN KAN	03/21/2008	Active	42	4	0	10.53%	46		0	Y			12/2022		\$12,000.00
	Exc Award (06/30/2017, 06/30/2018, 06/30/2019, 06/30/2020)															
115453	TAOYUAN NAN KAN LADIES	10/31/2011	Active	27	2	0	8.00%	33		4	Y			03/2022		
	Exc Award (06/30/2017, 06/30/2018, 06/30/2019, 06/30/2022, 06/30/2023)															
156020	Taoyuan Nan Ping	09/14/2023	Active	21	4	1	16.67%	23	2	3	Y					\$1,000.00
	Exc Award (06/30/2024)															



Club Health Assessment for District 300B 3 through November 2025

			Status	Membership					Reports				Finance		LCIF	
Club Number	Club Name	Charter Date	Times in Status Quo in Past 2 Years	Current Member Count **	YTD Members Added	YTD Members Dropped	YTD Net Growth% ***	Member Count 1 Year Ago	Dropped Members Avg.Length of Service	Months Since Membership Update	Current Officers Reported ****	Current President Repeated Term	VP Reported *****	Last Date Reported Service (mm/yyyy)	Account Balance	YTD Donations
37643	TAOYUAN PA TE	10/13/1979	Active	54	8	0	17.39%	51		1	Y			12/2023		\$3,000.00
	Exc Award (06/30/2018, 06/30/2020, 06/30/2024)															
123746	Taoyuan Pa Te Nu	12/17/2014	Active	20	2	0	11.11%	19		4	N			01/2018		\$9,000.00
	Exc Award (06/30/2018, 06/30/2019, 06/30/2024)															
48310	TAOYUAN PEACE	03/24/1988	Active	42	6	0	16.67%	42		1	Y			03/2024		\$8,000.00
	Exc Award (06/30/2016, 06/30/2020, 06/30/2023, 06/30/2024, 07/30/2017)															
47797	TAOYUAN PHOENIX	10/22/1987	Active	57	14	0	32.56%	55		3	Y			11/2023		\$24,200.00
	Exc Award (06/30/2018, 06/30/2022)															
155821	Taoyuan Ping Te	08/31/2023	Active	23	4	0	21.05%	27		3	Y					
53582	TAOYUAN PING TING	08/13/1992	Active	32	2	0	6.67%	32		3	Y			08/2020		
	Exc Award (06/30/2016, 06/30/2017, 06/30/2019)															
43654	TAOYUAN REN AI	03/12/1984	Active	32	0	1	-3.03%	38	35	4	N	None		01/2022		
	Exc Award (06/30/2018, 06/30/2023, 06/30/2024, 07/01/2017)															
126874	Taoyuan Ren Ho	02/25/2016	Active	25	15	0	150.00%	7		2	N			03/2018		\$11,000.00
	Exc Award (06/30/2017, 06/30/2018, 06/30/2019)															
52568	TAOYUAN REN YU	02/24/1992	Active	62	0	0	0.00%	77		4	Y			10/2021		\$1,000.00
	Exc Award (06/30/2016, 06/30/2017, 06/30/2022)															
120734	Taoyuan Shou Hsi	12/05/2013	Active	9	0	0	0.00%	12		5	N			01/2021		
	Exc Award (06/30/2017, 06/30/2020, 06/30/2023)															
97681	TAOYUAN SUN RISE	09/05/2006	Active	39	5	0	14.71%	41		3	N			03/2018		\$1,000.00
52546	TAOYUAN SYH WAI	02/20/1992	Active	32	8	0	33.33%	25		4	Y			03/2023		\$4,000.00
	Exc Award (06/30/2016, 06/30/2018, 06/30/2022)															
123602	Taoyuan Ta Chia	12/15/2014	Active	28	5	2	12.00%	28	2	2	Y			01/2023		\$3,000.00
	Exc Award (06/30/2017, 06/30/2020, 06/30/2022)															
115454	TAOYUAN TA CHU	10/31/2011	Active	51	4	0	8.51%	51		4	Y			04/2023		\$1,000.00
	Exc Award (06/30/2017, 06/30/2018, 06/30/2019, 06/30/2022, 06/30/2023, 06/30/2024)															



Club Health Assessment for District 300B 3 through November 2025


			Status	Membership					Reports				Finance	LCIF		
Club Number	Club Name	Charter Date	Times in Status Quo in Past 2 Years	Current Member Count **	YTD Members Added	YTD Members Dropped	YTD Net Growth% ***	Member Count 1 Year Ago	Dropped Members Avg.Length of Service	Months Since Membership Update	Current Officers Reported ****	Current President Repeated Term	VP Reported *****	Last Date Reported Service (mm/yyyy)	Account Balance	YTD Donations
123485	Taoyuan Ta Ko Kan	10/28/2014	Active	35	5	0	16.67%	32		4	Y			07/2022		\$6,000.00
	Exc Award (06/30/2017, 06/30/2018, 06/30/2019, 06/30/2022)															
63499	TAOYUAN TAO TE	08/03/2000	Active	52	6	0	13.04%	50		4	N			12/2021		
	Exc Award (06/30/2017, 06/30/2018, 06/30/2019, 06/30/2022)															
57325	TAOYUAN TE MIN	09/06/1995	Active	53	8	0	17.78%	49		0	N			07/2020		\$3,000.00
	Exc Award (06/30/2017, 06/30/2018, 06/30/2019, 06/30/2020, 06/30/2023, 06/30/2024)															
53891	TAOYUAN TONG SHIN	12/09/1992	Active	25	0	0	0.00%	28		11	Y	3		11/2020		\$2,000.00
	Exc Award (06/30/2020, 06/30/2024)															
52569	TAOYUAN TSUR YUAN	02/24/1992	Active	26	0	0	0.00%	29		5	Y			04/2021		
	Exc Award (06/30/2017, 06/30/2018, 06/30/2023, 06/30/2024)															
61935	TAOYUAN TSUR-WEN	05/18/1999	Active	62	14	0	29.17%	57		3	Y			01/2024		\$33,000.00
	Exc Award (06/30/2016, 06/30/2022, 06/30/2024)															
115314	TAOYUAN TZU TSAI	10/28/2011	Active	33	7	0	26.92%	26		4	Y			03/2024		\$3,000.00
	Exc Award (06/30/2016, 06/30/2018, 06/30/2023)															
52798	TAOYUAN WAN SHOU	04/01/1992	Active	35	2	0	6.06%	34		3	Y			09/2021		\$6,500.00
	Exc Award (06/30/2018, 06/30/2024)															
120908	Taoyuan Wu Fu	12/06/2013	Active	41	1	0	2.50%	48		1	Y			07/2023		\$1,000.00
	Exc Award (06/30/2017, 06/30/2018, 06/30/2020, 06/30/2024)															
156107	Taoyuan You De	09/22/2023	Active	24	0	0	0.00%	32		5	N					
	Exc Award (06/30/2024)															
123174	Taoyuan Yuan Yuan	09/22/2014	Active	32	4	1	10.34%	31	2	1	Y			08/2022		\$9,000.00
	Exc Award (06/30/2016, 06/30/2018, 06/30/2022)															

Clubs Cancelled Previous Fiscal Year – Clubs Cancelled within last 12 months may be reinstated

Club Number	Club Name	Charter Date	Current Status*	Cancellation Date
48309	TAOYUAN LUNG HSIANG	03/24/1988	Cancelled(6*)	06/29/2025
66302	TAOYUAN SHIH TONG	06/27/2002	Cancelled(6*)	06/29/2025



Club Health Assessment for District 300B 3 through November 2025

<div>International Club of Presidents</div>						Status		Membership					Reports				Finance		LCIF
						Times in Status Quo in Past 2 Years	Current Member Count **	YTD Members Added	YTD Members Dropped	YTD Net Growth***	Member Count 1 Year Ago	Dropped Members Avg.Length of Service	Months Since Membership Update	Current Officers Reported ****	Current President Repeated Term	VP Reported *****	Last Date Reported Service (mm/yyyy)	Account Balance	YTD Donations
Club Number	Club Name	Charter Date																	
Current Total Clubs Count	YTD New Clubs Count	YTD Cancelled Clubs Count	YTD Net Club Gain	Current Total Members Count	YTD Add	YTD Drop	YTD Net Growth %	Member Count 12 Months Ago	Average Member Count Per Club	% of Clubs with less than 20 members	% No Officer Report in 12 Months	% of Clubs with balance 90+ days	Number of Clubs in Status Quo	% Status Quo Clubs in Financial Suspension	Number of Cancelled Clubs	Average Cancelled Club Age	Members Lost Due to Cancellation	% of Clubs Cancelled for Non-Financial Reasons	
85	1	2	-1	2,971	391	20	371	14.27%	2,886	35	12%	5%	0%	0	0%	2	31	0	100%

* - P - Priority Club. Cancellation Reasons: 1-Objectives/conduct, 2-Non-active club, 5-Non-existing club, 6-Disbanding, 7-Merger, 8-Financial Suspension, 9-District/Multiple District Dues.

** Red denotes below 15 active members.

*** Red denotes 20% + loss.

**** Y - all 3 (President, Secretary, Treasurer) club officers reported, N - not all 3 reported.

***** Abbreviation: N-New, IP-Immediate Past, R-Repeat.



Club Health Assessment for District 300B 5 through November 2025

INTERNATIONAL

			Status	Membership					Reports				Finance		LCIF	
Club Number	Club Name	Charter Date	Times in Status Quo in Past 2 Years	Current Member Count **	YTD Members Added	YTD Members Dropped	YTD Net Growth% ***	Member Count 1 Year Ago	Dropped Members Avg.Length of Service	Months Since Membership Update	Current Officers Reported ****	Current President Repeated Term	VP Reported *****	Last Date Reported Service (mm/yyyy)	Account Balance	YTD Donations
Clubs less than two years old																
180971	Taoyuan Loyal Love	04/01/2025	Active	36	0	0	0.00%	0		5	N	2				
182098	Taoyuan Qingpu Special Zone	05/02/2025	Active	35	16	0	84.21%	0		2	Y	2				
Clubs more than two years old																
23367	CHUNG LI	01/10/1967	Active	46	2	0	4.55%	46		3	Y			09/2023		\$1,000.00
	Exc Award (06/30/2017, 06/30/2022, 06/30/2023)															
51145	CHUNG LI CITY LI YU	12/26/1990	Active	30	3	0	11.11%	28		3	Y			09/2023		\$5,000.00
	Exc Award (06/30/2017, 06/30/2018, 06/30/2023)															
55349	CHUNG LI CITY TAOYUAN JONGYUAN	02/24/1994	Active	30	2	0	7.14%	32		3	Y			07/2020		\$1,000.00
	Exc Award (06/30/2016, 06/30/2020, 06/30/2023)															
34323	LUNG TANG L C	07/18/1977	Active	66	4	0	6.45%	65		4	Y			01/2022		\$1,000.00
	Exc Award (06/30/2016, 06/30/2017, 06/30/2018, 06/30/2019, 06/30/2020, 06/30/2025)															
38705	PING CHENG L C	06/12/1980	Active	41	2	3	-2.38%	44	2	1	Y			03/2024		
	Exc Award (06/30/2016, 06/30/2018, 06/30/2020)															
48385	TAOYUAN ANGEL	04/06/1988	Active	18	1	0	5.88%	22		4	Y			03/2024		\$2,000.00
	Exc Award (06/30/2020, 06/30/2022, 06/30/2023)															
120198	Taoyuan Chiao Chih Ya	08/21/2013	Active	31	10	0	47.62%	21		0	N			01/2018		\$102,000.00
	Exc Award (06/30/2016, 06/30/2017, 06/30/2018, 06/30/2019, 06/30/2020, 06/30/2022, 06/30/2023, 06/30/2025)															
150342	Taoyuan Chin Hsing	04/04/2022	Active	26	0	0	0.00%	28		5	Y					
	Exc Award (06/30/2024)															
48487	TAOYUAN CHIN KUO	04/20/1988	Active	34	7	0	25.93%	36		4	Y			10/2023		\$3,000.00
	Exc Award (06/30/2016, 06/30/2018, 06/30/2022, 06/30/2024)															
120736	Taoyuan Ching Pu	12/03/2013	Active	55	5	0	10.00%	81		2	N			09/2023		
	Exc Award (06/30/2018, 06/30/2025)															
98735	TAOYUAN CHING YING	03/08/2007	Active	26	8	0	44.44%	19		2	Y			03/2024		\$1,000.00



Club Health Assessment for District 300B 5 through November 2025

			Status	Membership					Reports				Finance		LCIF	
Club Number	Club Name	Charter Date	Times in Status Quo in Past 2 Years	Current Member Count **	YTD Members Added	YTD Members Dropped	YTD Net Growth***	Member Count 1 Year Ago	Dropped Members Avg.Length of Service	Months Since Membership Update	Current Officers Reported ****	Current President Repeated Term	VP Reported *****	Last Date Reported Service (mm/yyyy)	Account Balance	YTD Donations
Exc Award (06/30/2017, 06/30/2020, 06/30/2022, 06/30/2024, 06/30/2025)																
60978	TAOYUAN CHUNG HSIAO	06/29/1998	Active	13	3	0	30.00%	11		1	N			02/2018		
Exc Award (06/30/2018, 06/30/2019)																
49873	TAOYUAN CHUNG HSING	09/29/1989	Active	27	3	0	12.50%	30		3	Y			08/2020		\$5,400.00
Exc Award (06/30/2018, 06/30/2019, 06/30/2023)																
123604	Taoyuan Chung Li Nu	12/15/2014	Active	17	5	0	41.67%	17		2	Y			09/2023		
Exc Award (06/30/2020, 06/30/2023)																
59941	TAOYUAN CHUNG YI	09/09/1997	Active	41	6	1	13.89%	40	3	4	Y			09/2020		\$2,000.00
Exc Award (06/30/2016, 06/30/2022, 06/30/2024)																
103646	TAOYUAN DIAMOND	09/18/2008	Active	25	1	0	4.17%	31		3	Y			03/2018		\$1,000.00
Exc Award (06/30/2017, 06/30/2018, 06/30/2020, 06/30/2023, 06/30/2024)																
61545	TAOYUAN E SUN	02/22/1999	Active	39	6	6	0.00%	40	5	4	Y			09/2020		
Exc Award (06/30/2016, 06/30/2017, 06/30/2018, 06/30/2019, 06/30/2022, 06/30/2023, 06/30/2024)																
130632	Taoyuan Fong Siang	04/13/2017	Active	12	2	0	20.00%	10		3	Y			03/2018		
Exc Award (06/30/2018, 06/30/2019, 06/30/2023)																
52526	TAOYUAN GREAT WINS	02/17/1992	Active	18	1	0	5.88%	30		3	N	2		07/2022		
Exc Award (06/30/2016, 06/30/2017, 06/30/2018, 06/30/2024)																
124684	Taoyuan Great Wins Woman	06/10/2015	Active	29	7	0	31.82%	25		2	Y			11/2023		
Exc Award (06/30/2016, 06/30/2018, 06/30/2019)																
136793	Taoyuan Guang De	12/18/2018	Active	22	0	2	-8.33%	35	4	4	N			07/2023		
Exc Award (06/30/2024)																
123596	Taoyuan Hai Hua	12/15/2014	Active	36	7	0	24.14%	25		4	Y			02/2021		
Exc Award (06/30/2017, 06/30/2020, 06/30/2023, 06/30/2025)																
123078	Taoyuan Hsiang Her	09/04/2014	Active	35	3	2	2.94%	38	9	3	Y			03/2022		\$2,000.00
Exc Award (06/30/2017, 06/30/2018, 06/30/2019, 06/30/2022, 06/30/2023)																
44089	TAOYUAN HSIEN HSIN YI	06/30/1984	Active	53	4	0	8.16%	56		4	Y			08/2023		\$8,000.00



Club Health Assessment for District 300B 5 through November 2025

			Status	Membership					Reports				Finance		LCIF	
Club Number	Club Name	Charter Date	Times in Status Quo in Past 2 Years	Current Member Count **	YTD Members Added	YTD Members Dropped	YTD Net Growth% ***	Member Count 1 Year Ago	Dropped Members Avg.Length of Service	Months Since Membership Update	Current Officers Reported ****	Current President Repeated Term	VP Reported *****	Last Date Reported Service (mm/yyyy)	Account Balance	YTD Donations
50664	Exc Award (06/30/2018, 06/30/2020, 06/30/2023) TAOYUAN HSIEN LI CHING	06/12/1990	Active	29	2	0	7.41%	31		1	Y			08/2022		\$5,000.00
42581	Exc Award (06/30/2018, 06/30/2019) TAOYUAN HSIEN NEILI	04/07/1983	Active	21	2	1	5.00%	29	22	3	Y			03/2018		
103648	Exc Award (06/30/2016, 06/30/2019, 06/30/2023) TAOYUAN HSIEN YA TAI	09/18/2008	Active	53	11	0	26.19%	58		3	N			07/2020		
37713	Exc Award (06/30/2016, 06/30/2018, 06/30/2019, 06/30/2020, 06/30/2023) TAOYUAN HSIEN YANG MEI	11/26/1979	Active	35	0	1	-2.78%	40	22	3	Y			12/2021		\$1,000.00
40327	Exc Award (06/30/2019, 06/30/2024, 06/30/2025) TAOYUAN HSIN WU	08/27/1981	Active	47	1	0	2.17%	46		4	Y			02/2018		\$5,000.00
123595	Exc Award (06/30/2018, 06/30/2023, 06/30/2024, 06/30/2025) Taoyuan Hua Hsun	12/15/2014	Active	30	7	0	30.43%	27		4	N	None		12/2023		\$1,000.00
58909	Exc Award (06/30/2018, 06/30/2019, 06/30/2023, 06/30/2024) TAOYUAN KUAN YIN	12/09/1996	Active	79	13	1	17.91%	70	3	4	Y			03/2024		\$6,000.00
115292	Exc Award (06/30/2018, 06/30/2023, 06/30/2025) TAOYUAN KUAN YIN NU	10/28/2011	Active	32	6	0	23.08%	29		3	Y			10/2023		\$1,000.00
121528	Exc Award (06/30/2019, 06/30/2020, 06/30/2023) Taoyuan Li Min	03/19/2014	Active	24	0	0	0.00%	25		2	Y			12/2020		\$3,000.00
118705	Exc Award (06/30/2018, 06/30/2022) TAOYUAN LING HANG	02/12/2013	Active	16	0	0	0.00%	20		13	N			02/2018		
123205	Exc Award (06/30/2016, 06/30/2018, 06/30/2020) Taoyuan Liu Tu	09/25/2014	Active	22	2	0	10.00%	22		3	Y			09/2020		
64791	Exc Award (06/30/2016, 06/30/2022, 06/30/2023) TAOYUAN LONG SHING	11/08/2001	Active	28	0	1	-3.45%	35	1	0	N			06/2022		\$3,000.00
53568	Exc Award (06/30/2016, 06/30/2023, 06/30/2025) TAOYUAN LUNG CHUAN	08/06/1992	Active	32	2	0	6.67%	30		4	Y			03/2018		



Club Health Assessment for District 300B 5 through November 2025

			Status	Membership					Reports				Finance	LCIF		
Club Number	Club Name	Charter Date	Times in Status Quo in Past 2 Years	Current Member Count **	YTD Members Added	YTD Members Dropped	YTD Net Growth% ***	Member Count 1 Year Ago	Dropped Members Avg.Length of Service	Months Since Membership Update	Current Officers Reported ****	Current President Repeated Term	VP Reported *****	Last Date Reported Service (mm/yyyy)	Account Balance	YTD Donations
117942	Exc Award (06/30/2016, 06/30/2017, 06/30/2018) TAOYUAN NEW VISION	10/08/2012	Active	25	0	0	0.00%	24		5	Y			12/2021		
121427	Exc Award (06/30/2019, 06/30/2023, 06/30/2025) Taoyuan Nu	02/28/2014	Active	20	3	0	17.65%	19		2	Y			12/2020		
43037	Exc Award (06/30/2018, 06/30/2019, 06/30/2023, 06/30/2024) TAOYUAN PUHSIN	09/21/1983	Active	23	0	0	0.00%	25		5	N			02/2018		
121751	Exc Award (06/30/2017, 06/30/2018, 06/30/2019, 06/30/2023) Taoyuan Real Estate Agent for Public Welfare	04/04/2014	Active	38	0	0	0.00%	49		5	Y			07/2022		
60674	Exc Award (06/30/2018, 06/30/2020, 06/30/2024) TAOYUAN SHENG TE	04/21/1998	Active	14	2	0	16.67%	13		4	Y			09/2021		
122874	Exc Award (06/30/2018, 06/30/2019, 06/30/2023) Taoyuan Shuang Yuan	07/31/2014	Active	30	1	0	3.45%	29		3	Y			10/2023		\$1,000.00
123749	Exc Award (06/30/2016, 06/30/2017, 06/30/2018, 06/30/2020, 06/30/2022, 06/30/2024, 06/30/2025) Taoyuan Tai Shan	12/17/2014	Active	15	0	0	0.00%	17		5	N			03/2018		\$3,000.00
156119	Exc Award (06/30/2016, 06/30/2019, 06/30/2024) Taoyuan Tao Le	10/03/2023	Active	35	3	0	9.38%	46		2	Y					
62516	Exc Award (06/30/2024) TAOYUAN TZU CHIANG	11/23/1999	Active	48	4	0	9.09%	46		0	Y			02/2020		\$1,000.00
126576	Exc Award (06/30/2016, 06/30/2017, 06/30/2019, 06/30/2023, 06/30/2024, 06/30/2025) Taoyuan Way Hair	01/22/2016	Active	47	13	12	2.17%	51	2	0	N			12/2023		\$7,000.00
148266	Exc Award (06/30/2018, 06/30/2022, 06/30/2023, 06/30/2025) Taoyuan Yong De	09/16/2021	Active	27	0	0	0.00%	36		5	N					
133239	Taoyuan Zhen Lian	11/27/2017	Active	31	3	0	10.71%	37		4	Y			10/2023		\$1,000.00
	Exc Award (06/30/2018, 06/30/2023, 06/30/2024)															



Club Health Assessment for District 300B 5 through November 2025

Club Number	Club Name	Charter Date	Status		Membership					Reports				Finance		LCIF			
			Times in Status Quo in Past 2 Years		Current Member Count **	YTD Members Added	YTD Members Dropped	YTD Net Growth% ***	Member Count 1 Year Ago	Dropped Members Avg.Length of Service	Months Since Membership Update	Current Officers Reported ****	Current President Repeated Term	VP Reported *****	Last Date Reported Service (mm/yyyy)	Account Balance	YTD Donations		
Clubs Cancelled Previous Fiscal Year – Clubs Cancelled within last 12 months may be reinstated																			
Club Number	Club Name	Charter Date	Current Status*		Cancellation Date														
139738	Taoyuan NTUT	10/02/2019	Cancelled(6*)		06/29/2025														
115455	TAOYUAN ZHEN XIANG	10/31/2011	Cancelled(6*)		06/29/2025														
Current Total Clubs Count	YTD New Clubs Count	YTD Cancelled Clubs Count	YTD Net Club Gain	Current Total Members Count	YTD Add	YTD Drop	YTD Net Growth	YTD Net Growth %	Member Count 12 Months Ago	Average Member Count Per Club	% of Clubs with less than 20 members	% No Officer Report in 12 Months	% of Clubs with balance 90+ days	Number of Clubs in Status Quo	% Status Quo Clubs in Financial Suspension	Number of Cancelled Clubs	Average Cancelled Club Age	Members Lost Due to Cancellation	% of Clubs Cancelled for Non-Financial Reasons
51	0	0	0	1,642	183	30	153	10.28%	1,664	32	16%	2%	0%	0	0%	0	0	0	0%

* - P - Priority Club. Cancellation Reasons: 1-Objectives/conduct, 2-Non-active club, 5-Non-existing club, 6-Disbanding, 7-Merger, 8-Financial Suspension, 9-District/Multiple District Dues.

** Red denotes below 15 active members.

*** Red denotes 20% + loss.

**** Y - all 3 (President, Secretary, Treasurer) club officers reported, N - not all 3 reported.

***** Abbreviation: N-New, IP-Immediate Past, R-Repeat.



Club Health Assessment for District 300B 6 through November 2025

			Status	Membership						Reports				Finance	LCIF	
Club Number	Club Name	Charter Date	Times in Status Quo in Past 2 Years	Current Member Count **	YTD Members Added	YTD Members Dropped	YTD Net Growth% ***	Member Count 1 Year Ago	Dropped Members Avg.Length of Service	Months Since Membership Update	Current Officers Reported ****	Current President Repeated Term	VP Reported *****	Last Date Reported Service (mm/yyyy)	Account Balance	YTD Donations
Clubs less than two years old																
187247	Hsinchu County Chuan Chi	07/21/2025	Active	50	50	0	100.00%	0		0	Y			11/2025		\$8,000.00
190442	Hsinchu County Huyao	10/07/2025	Newly Chartered	31	31	0	100.00%	0		1	Y					
186963	Hsinchu County Longteng	07/14/2025	Active	30	30	0	100.00%	0		3	Y			08/2025		\$6,000.00
179041	HSINCHU COUNTY TECHNOLOGY	11/05/2024	Active	20	9	11	-9.09%	30	1	0	N	None		02/2025		\$1,900.00
175940	Jhunan Li Jing	07/23/2024	Active	42	5	0	13.51%	53		4	Y	2		10/2025		\$9,600.08
185822	Toufen City Baiji	07/17/2025	Active	57	57	0	100.00%	0		4	Y		N			\$10,000.00
Clubs more than two years old																
136310	Baoshan	09/05/2018	Active	27	5	0	22.73%	28		4	Y			08/2025		\$4,000.00
Exc Award (06/30/2023)																
41051	CHIUNGLIN	03/26/1982	Status Quo(1)	6	0	0	0.00%	6		15	Y	2		01/2018	90+ Days	
23366	CHU NAN	11/03/1968	Active	34	1	1	0.00%	32	4	2	Y			10/2025		\$11,000.00
Exc Award (06/30/2018, 06/30/2023, 06/30/2025)																
45429	CHU NAN SOUTHWEST	10/28/1985	Active	56	3	3	0.00%	61	3	0	Y			02/2023		\$25,000.00
Exc Award (06/30/2022)																
56218	CHU NAN UNION	11/07/1994	Active	32	10	0	45.45%	32		1	Y			01/2024		\$17,000.00
Exc Award (06/30/2016, 06/30/2022, 06/30/2024)																
133548	Chupei City Da Shing	01/03/2018	Active	39	13	0	50.00%	31		4	Y			08/2023		\$4,000.00
Exc Award (06/30/2023)																
55952	CHUPEI HWA HSING	06/28/1994	Active	59	15	0	34.09%	51		4	Y			08/2025		\$22,000.05
Exc Award (06/30/2016, 06/30/2017, 06/30/2022, 06/30/2024)																
58397	CHUPEI HWA MEI	06/10/1996	Active	39	7	0	21.88%	35		4	Y			11/2024		\$4,000.00
Exc Award (06/30/2017, 06/30/2020, 06/30/2021, 06/30/2025)																
40543	CHUPEI L C	11/16/1981	Active	54	2	2	0.00%	55	0	0	Y			03/2022		\$122,000.02
Exc Award (06/30/2017, 06/30/2022)																
46080	CHUTUNG TA TUNG	04/28/1986	Active	28	6	4	7.69%	32	5	0	Y			12/2022		\$3,999.98
Exc Award (06/30/2021, 06/30/2023, 06/30/2024)																



Club Health Assessment for District 300B 6 through November 2025

			Status	Membership						Reports				Finance	LCIF	
Club Number	Club Name	Charter Date	Times in Status Quo in Past 2 Years	Current Member Count **	YTD Members Added	YTD Members Dropped	YTD Net Growth% ***	Member Count 1 Year Ago	Dropped Members Avg.Length of Service	Months Since Membership Update	Current Officers Reported ****	Current President Repeated Term	VP Reported *****	Last Date Reported Service (mm/yyyy)	Account Balance	YTD Donations
53610	CHUTUNG TSYR AN	08/25/1992	Active	13	6	0	85.71%	8		4	Y			01/2018		\$2,400.00
41389	HOULUNG L C	05/17/1982	Active	43	4	0	10.26%	41		3	Y			07/2025		\$2,000.00
	Exc Award (06/30/2016, 06/30/2022, 06/30/2023)															
40377	HSIN FENG L C	09/16/1981	Active	28	1	1	0.00%	30	18	1	Y			07/2025		\$2,899.98
	Exc Award (06/30/2016, 06/30/2021, 06/30/2023)															
52545	HSIN PU HSIN HSIN	02/20/1992	Active	35	0	0	0.00%	37		6	Y			03/2024		\$5,000.00
	Exc Award (06/30/2022, 06/30/2023)															
39913	HSIN PU VILLAGE L C	05/20/1981	Active	35	7	0	25.00%	36		1	Y	2		03/2024		\$7,100.00
	Exc Award (06/30/2016, 06/30/2022, 06/30/2024)															
23372	HSINCHU	03/13/1966	Active	40	11	0	37.93%	34		4	Y			09/2025		\$11,000.02
	Exc Award (06/30/2017, 06/30/2022)															
23373	HSINCHU CENTRAL	10/18/1970	Active	144	8	2	4.35%	139	1	2	Y			11/2025		\$27,999.96
	Exc Award (06/30/2016, 06/30/2019, 06/30/2023, 06/30/2024, 06/30/2025)															
98370	HSINCHU CHENAI	01/26/2007	Active	42	24	0	133.33%	28		4	Y			12/2019		\$5,200.00
	Exc Award (06/30/2023)															
34405	HSINCHU CHENG KUNG	08/08/1977	Active	32	7	1	23.08%	32	3	3	N			01/2023		
	Exc Award (06/30/2017, 06/30/2023, 06/30/2024)															
44572	HSINCHU CHENG TE	01/31/1985	Active	31	2	0	6.90%	32		2	Y			01/2018		\$1,000.00
	Exc Award (06/30/2016, 06/30/2023, 06/30/2025)															
135968	Hsinchu Chihyin Arts	08/22/2018	Active	21	6	0	40.00%	17		1	Y			01/2024		
	Exc Award (06/30/2023)															
55610	HSINCHU CHU KUANG	04/27/1994	Active	19	3	0	18.75%	20		4	Y			01/2018		
38871	HSINCHU CHUNG CHENG L C	08/29/1980	Active	39	5	1	11.43%	39	2	4	Y			12/2022		\$5,299.98
	Exc Award (06/30/2023, 06/30/2025)															
55113	HSINCHU CHUNG HSIAO	12/08/1993	Active	26	0	0	0.00%	28		4	Y			11/2025		\$10,000.00
	Exc Award (06/30/2016, 06/30/2025)															
53858	HSINCHU CHUNG HSING	12/01/1992	Active	53	7	0	15.22%	50		3	Y			01/2025		\$5,500.00
	Exc Award (06/30/2016, 06/30/2023)															
42451	HSINCHU CHUNG SHAN	03/21/1983	Active	15	1	1	0.00%	19	0	3	Y			01/2020		\$1,000.00




Club Health Assessment for District 300B 6 through November 2025

			Status	Membership						Reports				Finance	LCIF		
Club Number	Club Name	Charter Date	Times in Status Quo in Past 2 Years	Current Member Count **	YTD Members Added	YTD Members Dropped	YTD Net Growth% ***	Member Count 1 Year Ago	Dropped Members Avg.Length of Service	Months Since Membership Update	Current Officers Reported ****	Current President Repeated Term	VP Reported *****	Last Date Reported Service (mm/yyyy)	Account Balance	YTD Donations	
Exc Award (06/30/2023)			Active	32	6	0	23.08%	25		3	Y			10/2025	90+ Days	\$5,100.00	
155417	Hsinchu City Glorious	08/14/2023		Exc Award (06/30/2024, 06/30/2025)													
151901	Hsinchu City Happy	07/22/2022		Status Quo(1)	0	0	41	-100.00%	31	3	0	N	None				
Exc Award (06/30/2023, 06/30/2025)			Active	26	6	0	30.00%	28		4	Y			02/2024		\$4,000.00	
135969	Hsinchu City Hsinyun	08/22/2018		Exc Award (06/30/2021, 06/30/2024)													
139354	Hsinchu City Queen	07/29/2019		Active	54	5	0	10.20%	37		2	Y				10/2025	
Exc Award (06/30/2021, 06/30/2023, 06/30/2024, 06/30/2025)			Active	28	2	0	7.69%	40		1	Y			02/2023		\$1,000.00	
50883	HSINCHU CITY REN TE	08/08/1990		Exc Award (06/30/2017, 06/30/2025)													
118204	HSINCHU CITY WEBINAR	10/29/2012		Active	42	15	1	50.00%	20	1	0	N	None			10/2025	
Exc Award (06/30/2022, 06/30/2025)			Active(1)	4	0	2	-33.33%	20	1	0	Y			08/2021			
129133	Hsinchu County Cultural & Educational	11/30/2016		Exc Award (06/30/2023)													
98371	HSINCHU COUNTY FENGHSIN	01/26/2007		Active	32	1	0	3.23%	30		4	N	None			10/2024	
Exc Award (06/30/2016, 06/30/2021, 06/30/2022, 06/30/2025)			Active	14	1	0	7.69%	18		1	Y			01/2023			
126614	Hsinchu County Shan Chi	01/27/2016		Exc Award (06/30/2022)													
128449	Hsinchu County Volunteer Firemen	09/13/2016		Active	0	0	12	-100.00%	15	7	4	N	None			01/2023	
105360	HSINCHU FENG CHENG	05/01/2009	Active	35	1	1	0.00%	44	12	3	Y			02/2025		\$4,599.96	
Exc Award (06/30/2017, 06/30/2021, 06/30/2024)			Active	55	10	0	22.22%	35		0	Y			08/2025			
45304	HSINCHU GUAN TUNG	07/23/1985		Exc Award (06/30/2016, 06/30/2025)													
42855	HSINCHU HENGSHAN	06/13/1983		Active	4	0	0	0.00%	10		1	N			01/2018		
Exc Award (06/30/2023)			Active	44	18	1	62.96%	29	1	2	Y			03/2024			
37711	HSINCHU HSIEN CHU TUNG	11/26/1979		Exc Award (06/30/2017, 06/30/2020, 06/30/2021, 06/30/2022, 06/30/2025)													
51757	HSINCHU HSIN HSING	06/03/1991		Active	24	2	0	9.09%	25		2	Y				01/2018	
Exc Award (06/30/2023)																	



Club Health Assessment for District 300B 6 through November 2025

			Status	Membership						Reports				Finance	LCIF	
Club Number	Club Name	Charter Date	Times in Status Quo in Past 2 Years	Current Member Count **	YTD Members Added	YTD Members Dropped	YTD Net Growth% ***	Member Count 1 Year Ago	Dropped Members Avg.Length of Service	Months Since Membership Update	Current Officers Reported ****	Current President Repeated Term	VP Reported *****	Last Date Reported Service (mm/yyyy)	Account Balance	YTD Donations
51520	HSINCHU KUANG HUI	04/04/1991	Active	47	21	1	74.07%	34	5	1	Y			12/2023		\$14,900.00
	Exc Award (06/30/2017, 06/30/2022, 06/30/2023)															
43167	HSINCHU KUANG HWA	11/07/1983	Active	88	4	0	4.76%	82		4	Y			02/2023		\$5,000.00
	Exc Award (06/30/2016, 06/30/2021, 06/30/2023, 06/30/2025)															
104323	HSINCHU KUANG YAO	01/09/2009	Active	53	11	0	26.19%	49		1	Y			02/2018		\$5,000.00
	Exc Award (06/30/2016, 06/30/2021, 06/30/2025)															
66508	HSINCHU MING YAO	07/29/2002	Active	12	3	0	33.33%	9		0	Y			03/2023		\$1,000.00
	Exc Award (06/30/2016, 06/30/2017, 06/30/2021, 06/30/2022, 06/30/2025)															
43790	HSINCHU OMEI	04/02/1984	Active	29	0	0	0.00%	30		5	Y			01/2018		
	Exc Award (06/30/2016, 06/30/2023)															
40325	HSINCHU PEI PU	08/27/1981	Active	45	10	3	18.42%	44	2	1	Y			08/2025		\$2,800.00
	Exc Award (06/30/2022)															
61662	HSINCHU PHOENIX	03/24/1999	Active	30	13	0	76.47%	60		1	Y			10/2025		\$10,000.00
	Exc Award (06/30/2016, 06/30/2019, 06/30/2023, 06/30/2024)															
48084	HSINCHU PO AI	01/25/1988	Active	49	4	0	8.89%	51		3	Y			12/2023		\$3,100.00
	Exc Award (06/30/2017, 06/30/2018, 06/30/2022, 06/30/2024, 06/30/2025)															
136527	Hsinchu Rich and Moral	09/26/2018	Active	8	8	0	100.00%	8		0	N	None				
	Exc Award (06/30/2023)															
49209	HSINCHU TSUR HUEY	02/06/1989	Active	21	0	2	-8.70%	25	24	2	Y			01/2018		
	Exc Award (06/30/2023)															
57294	HSINCHU UNICORN	08/18/1995	Active	31	6	0	24.00%	27		4	Y			02/2023		\$5,000.00
	Exc Award (06/30/2016, 06/30/2022, 06/30/2023)															
147773	Hsinchu Yushan	08/02/2021	Active	67	11	1	17.54%	50	0	3	Y			09/2025		\$10,500.02
	Exc Award (06/30/2023, 06/30/2025)															
57828	HSINPU SUNG YUN	02/12/1996	Active	23	7	0	43.75%	19		4	Y			07/2025		\$9,700.00
	Exc Award (06/30/2016, 06/30/2021, 06/30/2022, 06/30/2023)															
51579	HU KOU HSIANG HSI HWU	04/24/1991	Active	32	2	0	6.67%	41		4	Y			01/2018		\$3,000.00
	Exc Award (06/30/2024, 06/30/2025)															



Club Health Assessment for District 300B 6 through November 2025

			Status	Membership					Reports					Finance	LCIF	
Club Number	Club Name	Charter Date	Times in Status Quo in Past 2 Years	Current Member Count **	YTD Members Added	YTD Members Dropped	YTD Net Growth% ***	Member Count 1 Year Ago	Dropped Members Avg.Length of Service	Months Since Membership Update	Current Officers Reported ****	Current President Repeated Term	VP Reported *****	Last Date Reported Service (mm/yyyy)	Account Balance	YTD Donations
48308	KUAN HSI HUEY CHYUN	03/24/1988	Active	66	4	0	6.45%	54		3	Y			08/2024		\$15,300.26
	Exc Award (06/03/2016, 06/30/2021, 06/30/2022, 06/30/2025)															
43383	KUNGKUAN	01/10/1984	Active	45	0	0	0.00%	41		4	Y			04/2024		\$16,000.00
	Exc Award (06/30/2017, 06/30/2023, 06/30/2025)															
40545	KWANHSI L C	11/16/1981	Active	75	2	0	2.74%	65		4	Y			07/2025		\$6,999.96
	Exc Award (06/30/2017, 06/30/2025)															
23385	MIAOLI	04/04/1965	Active	21	5	0	31.25%	24		0	Y			04/2018		\$2,000.00
	Exc Award (06/30/2023)															
42578	MIAOLI CENTRAL	04/29/1983	Active	24	4	6	-7.69%	22	1	0	Y			09/2025		
	Exc Award (06/30/2016, 06/30/2022, 06/30/2023, 06/30/2025)															
104568	MIAOLI COUNTY HSIN YA	02/03/2009	Active	34	8	0	30.77%	31		3	Y			09/2025		\$16,000.01
	Exc Award (06/30/2016, 06/30/2023, 06/30/2024)															
67163	MIAOLI COUNTY NAN FENG	01/28/2003	Active	25	3	0	13.64%	28		3	Y			01/2024		\$7,000.00
	Exc Award (06/30/2016, 06/30/2021, 06/30/2022)															
59269	MIAOLI GREAT LAKE	03/20/1997	Active	21	2	3	-4.55%	28	4	3	Y			12/2021		
	Exc Award (06/30/2016, 06/30/2021, 06/30/2022)															
52906	MIAOLI HWA HSIN	04/14/1992	Active	26	4	0	18.18%	28		0	Y			03/2023		\$6,000.09
	Exc Award (06/30/2017, 06/30/2022, 06/30/2023)															
60673	MIAOLI YUFENG	04/21/1998	Active	33	7	0	26.92%	29		3	Y			03/2024		\$7,999.98
	Exc Award (06/30/2017, 06/30/2019, 06/30/2022)															
32831	TOUFEN	10/12/1976	Active	46	9	1	21.05%	45	1	3	Y			01/2018		\$7,000.00
	Exc Award (06/30/2016, 06/30/2023)															
53569	TOUFEN DONG SHENG	08/06/1992	Active	35	3	0	9.38%	32		3	Y			11/2025		\$27,000.00
	Exc Award (06/30/2016, 06/30/2021)															
50591	TOUFEN HSIN YI	05/23/1990	Active	31	4	0	14.81%	28		4	Y			09/2017		\$3,200.00
58802	TOUFEN TOWN HUEI KUANG	10/29/1996	Active	22	1	0	4.76%	26		2	Y			01/2025		\$5,800.00
	Exc Award (06/30/2018, 06/30/2022, 06/30/2025)															
95731	TOUWU	02/17/2006	Active	28	12	3	47.37%	32	4	1	Y			01/2018		\$1,000.00



Club Health Assessment for District 300B 6 through November 2025

			Status	Membership					Reports				Finance	LCIF		
Club Number	Club Name	Charter Date	Times in Status Quo in Past 2 Years	Current Member Count **	YTD Members Added	YTD Members Dropped	YTD Net Growth% ***	Member Count 1 Year Ago	Dropped Members Avg.Length of Service	Months Since Membership Update	Current Officers Reported ****	Current President Repeated Term	VP Reported *****	Last Date Reported Service (mm/yyyy)	Account Balance	YTD Donations
Exc Award (06/30/2023)																
36500	TUNG HSIAO	01/29/1979	Active	27	0	0	0.00%	27		6	N			08/2023		\$1,000.00
Exc Award (06/30/2016, 06/30/2022, 06/30/2023)																
57887	TUNG HSIAO LILY	02/20/1996	Active	27	5	0	22.73%	28		4	Y			08/2025		\$1,000.00
Exc Award (06/30/2016, 06/30/2023)																
33458	YUAN LI L C	03/14/1977	Active	32	9	0	39.13%	24		3	Y			08/2025		\$6,999.98
Exc Award (06/30/2016, 06/30/2022, 06/30/2023)																
51758	YUAN LI TOWN TSYR YING	06/03/1991	Active	22	6	0	37.50%	20		1	Y			08/2025		\$2,500.00
Exc Award (06/30/2016, 06/30/2023, 06/30/2024)																

Clubs Cancelled Previous Fiscal Year – Clubs Cancelled within last 12 months may be reinstated

Club Number	Club Name	Charter Date	Current Status*	Cancellation Date
52762	TORNG LWO	03/31/1992	Cancelled(6*)	03/29/2025

Current Total Clubs Count	YTD New Clubs Count	YTD Cancelled Clubs Count	YTD Net Club Gain	Current Total Members Count	YTD Add	YTD Drop	YTD Net Growth	YTD Net Growth %	Member Count 12 Months Ago	Average Member Count Per Club	% of Clubs with less than 20 members	% No Officer Report in 12 Months	% of Clubs with balance 90+ days	Number of Clubs in Status Quo	% Status Quo Clubs in Financial Suspension	Number of Cancelled Clubs	Average Cancelled Club Age	Members Lost Due to Cancellation	% of Clubs Cancelled for Non-Financial Reasons
80	4	0	4	2,789	591	105	486	21.10%	2,584	35	14%	5%	3%	2	100%	0	0	0	0%

* - P - Priority Club. Cancellation Reasons: 1-Objectives/conduct, 2-Non-active club, 5-Non-existing club, 6-Disbanding, 7-Merger, 8-Financial Suspension, 9-District/Multiple District Dues.

** Red denotes below 15 active members.

*** Red denotes 20% + loss.

**** Y - all 3 (President, Secretary, Treasurer) club officers reported, N - not all 3 reported.

***** Abbreviation: N-New, IP-Immediate Past, R-Repeat.



Club Health Assessment for District 300C 1 through November 2025

			Status	Membership					Reports					Finance		LCIF
Club Number	Club Name	Charter Date	Times in Status Quo in Past 2 Years	Current Member Count **	YTD Members Added	YTD Members Dropped	YTD Net Growth% ***	Member Count 1 Year Ago	Dropped Members Avg.Length of Service	Months Since Membership Update	Current Officers Reported ****	Current President Repeated Term	VP Reported *****	Last Date Reported Service (mm/yyyy)	Account Balance	YTD Donations
Clubs less than two years old																
178073	Taichung Chung Hsin	09/19/2024	Active	25	8	0	47.06%	30		3	Y		N			
180803	Taichung Fly Badminton	02/14/2025	Active	20	0	0	0.00%	0		3	Y	2				
190548	Taichung Shan Qing	10/20/2025	Newly Chartered	22	26	4	100.00%	0	0	0	Y					
175020	Taichung Yuanlin Baiguoshan	07/23/2024	Active	20	0	0	0.00%	23		5	Y					\$1,000.01
Clubs more than two years old																
23403	TAICHUNG Exc Award (06/30/2016)	05/01/1959	Active	52	10	0	23.81%	46		1	Y			10/2022		\$4,000.04
60267	TAICHUNG A P Exc Award (06/30/2018, 06/30/2019, 06/30/2021, 06/30/2023)	01/05/1998	Active	49	4	0	8.89%	42		2	Y		N	09/2019		\$15,000.09
156017	Taichung Big Family	09/22/2023	Active	25	0	0	0.00%	27		7	N		N			\$2,000.04
68740	TAICHUNG CELEBRITY Exc Award (06/30/2019, 06/30/2021, 06/30/2024)	05/05/2003	Active	71	3	0	4.41%	76		0	Y		N	11/2018		\$5,000.09
23404	TAICHUNG CENTRAL Exc Award (06/30/2023)	06/02/1969	Active	45	13	0	40.63%	33		2	Y		N	09/2022		\$6,978.37
101587	TAICHUNG CHAOYANG LEO	06/04/2008	Active(2)	1	0	0	0.00%	1		16	N					
40268	TAICHUNG CHEN TA DENG Exc Award (06/30/2018, 06/30/2024)	07/27/1981	Active	54	8	0	17.39%	46		3	Y		N	01/2017		\$12,000.24
47887	TAICHUNG CHIN LAN Exc Award (06/30/2017, 06/30/2018, 06/30/2023)	11/25/1987	Active	21	3	0	16.67%	27		3	Y		N	10/2022		\$2,000.04
32751	TAICHUNG CHIN LUNG Exc Award (06/30/2017, 06/30/2018, 06/30/2019)	09/27/1976	Active	31	6	0	24.00%	29		3	Y			11/2018		\$4,978.29
23406	TAICHUNG CHUNG CHENG Exc Award (06/30/2016, 06/30/2018, 06/30/2023)	10/20/1971	Active	35	0	0	0.00%	45		3	Y		N	12/2021		\$2,000.04
98303	TAICHUNG CHUNG MEI Exc Award (06/30/2016, 06/30/2017, 06/30/2021, 06/30/2023)	01/16/2007	Active	28	3	0	12.00%	31		3	Y		N	12/2021		\$1,000.02



Club Health Assessment for District 300C 1 through November 2025

			Status	Membership					Reports					Finance		LCIF
Club Number	Club Name	Charter Date	Times in Status Quo in Past 2 Years	Current Member Count **	YTD Members Added	YTD Members Dropped	YTD Net Growth% ***	Member Count 1 Year Ago	Dropped Members Avg.Length of Service	Months Since Membership Update	Current Officers Reported ****	Current President Repeated Term	VP Reported *****	Last Date Reported Service (mm/yyyy)	Account Balance	YTD Donations
155922	Taichung Da Taichung	09/22/2023	Active	47	0	0	0.00%	47		3	Y		N			\$3,000.03
48624	TAICHUNG DER SHIN	05/23/1988	Active	36	9	0	33.33%	39		2	Y		N	08/2022	90+ Days	\$7,000.11
	Exc Award (06/30/2017, 06/30/2018, 06/30/2022)															
54827	TAICHUNG DONG MEI	08/17/1993	Active	65	7	0	12.07%	75		1	Y			09/2022		\$17,956.73
	Exc Award (06/30/2016, 06/30/2018, 06/30/2021, 06/30/2025)															
23407	TAICHUNG DOWNTOWN	03/24/1961	Active	52	5	0	10.64%	62		1	Y			09/2022	90+ Days	\$13,891.46
	Exc Award (06/30/2023)															
96995	TAICHUNG FOUR SEASON	04/24/2006	Active	31	3	0	10.71%	30		1	Y			05/2017		\$4,000.08
	Exc Award (06/30/2016)															
142237	Taichung Fu Hui	07/29/2020	Active	62	6	0	10.71%	56		4	Y		N		90+ Days	\$7,000.13
	Exc Award (06/30/2021, 06/30/2023, 06/30/2025)															
151843	Taichung Fu Jen	08/05/2022	Active	33	5	0	17.86%	35		4	Y	2	N			\$3,000.06
153568	Taichung Fu Ju	02/02/2023	Active	18	2	0	12.50%	27		3	Y					\$1,000.02
151847	Taichung Fu Te	08/04/2022	Active	30	4	0	15.38%	37		1	Y			10/2025		\$1,000.02
	Exc Award (06/30/2023)															
155921	Taichung Fu Wei	09/14/2023	Active	35	0	0	0.00%	45		5	Y		N			\$1,000.02
125556	Taichung Fulun	08/18/2015	Active	144	8	0	5.88%	262		0	Y		N	09/2018		\$20,000.46
	Exc Award (06/30/2016, 06/30/2018, 06/30/2021, 06/30/2023)															
29754	TAICHUNG GREEN STREAM	08/22/1974	Active	54	8	0	17.39%	51		0	Y		N	09/2022		\$5,000.10
	Exc Award (06/30/2016, 06/30/2022)															
53552	TAICHUNG HONG YU	07/28/1992	Active	21	0	0	0.00%	26		5	Y			11/2018		\$3,000.05
	Exc Award (06/30/2018)															
41052	TAICHUNG JEN AI	03/16/1982	Active	65	0	20	-23.53%	106	9	0	Y		N	01/2022		\$5,000.02
	Exc Award (06/30/2016, 06/30/2019)															
152671	Taichung Jen Xin	09/23/2022	Active	39	0	0	0.00%	39		2	Y		N			
	Exc Award (06/30/2024)															
47167	TAICHUNG JEN YU	04/06/1987	Active	11	5	0	83.33%	14		1	N			11/2025		
	Exc Award (06/30/2017)															
33457	TAICHUNG KUANG HUA	03/16/1977	Active	28	0	0	0.00%	30		0	Y		N	05/2017		\$6,000.10




Club Health Assessment for District 300C 1 through November 2025

			Status	Membership					Reports					Finance	LCIF	
Club Number	Club Name	Charter Date	Times in Status Quo in Past 2 Years	Current Member Count **	YTD Members Added	YTD Members Dropped	YTD Net Growth% ***	Member Count 1 Year Ago	Dropped Members Avg.Length of Service	Months Since Membership Update	Current Officers Reported ****	Current President Repeated Term	VP Reported *****	Last Date Reported Service (mm/yyyy)	Account Balance	YTD Donations
23410	Exc Award (06/30/2017, 06/30/2018, 06/30/2019, 06/30/2022) TAICHUNG MIDTOWN	07/26/1973	Active	49	1	0	2.08%	95		3	Y		N	07/2025		\$5,000.07
155920	Exc Award (06/30/2016, 06/30/2018, 06/30/2024) Taichung Ming Shi	09/19/2023	Active	55	10	0	22.22%	77		2	Y		N			\$4,000.08
55783	Exc Award (06/30/2024) TAICHUNG ORIENT	06/02/1994	Active	19	1	0	5.56%	25		3	Y		N	01/2018		\$3,000.06
47848	TAICHUNG PEACE	11/03/1987	Active	27	0	0	0.00%	26		3	Y		N	12/2021		\$8,978.29
29932	Exc Award (06/30/2018, 06/30/2021, 06/30/2025) TAICHUNG PEI TUN	11/11/1974	Active	79	24	0	43.64%	53		1	Y		N	05/2017		\$37,978.52
57283	Exc Award (06/30/2018, 06/30/2024, 07/30/2017) TAICHUNG PROGRESS	08/09/1995	Active	32	4	0	14.29%	29		4	Y		N	10/2018		\$2,000.04
51632	Exc Award (06/30/2024) TAICHUNG ROYAL	05/06/1991	Active	33	7	0	26.92%	28		2	Y		N	05/2017		\$2,978.29
151844	Taichung Shan Ming	08/05/2022	Active	68	6	2	6.25%	67	4	1	Y		N	01/2023		\$21,000.43
23413	Exc Award (06/30/2023) TAICHUNG SOUTHEAST	03/28/1971	Active	47	2	0	4.44%	53		0	N					\$2,000.03
31284	TAICHUNG SUNLIGHT	10/17/1975	Active	16	2	2	0.00%	21	29	1	Y					
53513	TAICHUNG TIMES	07/17/1992	Active	35	0	0	0.00%	43		4	Y		N	05/2017		\$1,978.29
54828	Exc Award (06/30/2016, 06/30/2018, 06/30/2023) TAICHUNG TUNG HSING	08/17/1993	Active	28	2	0	7.69%	26		1	Y		N	04/2016		\$2,000.00
37486	Exc Award (06/30/2016, 06/30/2018) TAICHUNG TZU CHANG	08/16/1979	Active	57	2	0	3.64%	65		4	Y		N	09/2022		\$3,956.58
45188	Exc Award (06/30/2016, 06/30/2018, 06/30/2023) TAICHUNG TZU CHIH	06/25/1985	Active	65	0	0	0.00%	65		3	Y		N	01/2017		\$12,000.24
128762	Exc Award (06/30/2016, 06/30/2018) Taichung Xin Wang	08/29/2016	Active	45	0	0	0.00%	53		5	Y		N	09/2022		
	Exc Award (06/30/2018, 06/30/2021)															



Club Health Assessment for District 300C 1 through November 2025

			Status	Membership					Reports				Finance	LCIF		
Club Number	Club Name	Charter Date	Times in Status Quo in Past 2 Years	Current Member Count **	YTD Members Added	YTD Members Dropped	YTD Net Growth% ***	Member Count 1 Year Ago	Dropped Members Avg.Length of Service	Months Since Membership Update	Current Officers Reported ****	Current President Repeated Term	VP Reported *****	Last Date Reported Service (mm/yyyy)	Account Balance	YTD Donations

Clubs Cancelled Previous Fiscal Year – Clubs Cancelled within last 12 months may be reinstated

Club Number	Club Name	Charter Date	Current Status*	Cancellation Date
135966	Taichung Excellence	08/01/2018	Cancelled(8*)	12/30/2024

Current Total Clubs Count	YTD New Clubs Count	YTD Cancelled Clubs Count	YTD Net Club Gain	Current Total Members Count	YTD Add	YTD Drop	YTD Net Growth	YTD Net Growth %	Member Count 12 Months Ago	Average Member Count Per Club	% of Clubs with less than 20 members	% No Officer Report in 12 Months	% of Clubs with balance 90+ days	Number of Clubs in Status Quo	% Status Quo Clubs in Financial Suspension	Number of Cancelled Clubs	Average Cancelled Club Age	Members Lost Due to Cancellation	% of Clubs Cancelled for Non-Financial Reasons
47	1	0	1	1,925	207	28	179	10.25%	2,163	41	11%	0%	6%	0	0%	0	0	0	0%

* - P - Priority Club. Cancellation Reasons: 1-Objectives/conduct, 2-Non-active club, 5-Non-existing club, 6-Disbanding, 7-Merger, 8-Financial Suspension, 9-District/Multiple District Dues.
** Red denotes below 15 active members.
*** Red denotes 20% + loss.
**** Y - all 3 (President, Secretary, Treasurer) club officers reported, N - not all 3 reported.
***** Abbreviation: N-New, IP-Immediate Past, R-Repeat.



Club Health Assessment for District 300C 2 through November 2025

			Status	Membership					Reports				Finance	LCIF		
Club Number	Club Name	Charter Date	Times in Status Quo in Past 2 Years	Current Member Count **	YTD Members Added	YTD Members Dropped	YTD Net Growth% ***	Member Count 1 Year Ago	Dropped Members Avg.Length of Service	Months Since Membership Update	Current Officers Reported ****	Current President Repeated Term	VP Reported *****	Last Date Reported Service (mm/yyyy)	Account Balance	YTD Donations
Clubs less than two years old																
175131	Taichung City Tung Hai	08/02/2024	Active	29	13	0	81.25%	39		3	Y		N	11/2025		\$1,000.00
187676	Taichung City Yung Ai	08/12/2025	Active	43	43	0	100.00%	0		1	Y					\$18,000.00
179197	Taichung Jin Ku La	11/27/2024	Active	30	0	0	0.00%	60		5	Y		N			\$2,000.00
Clubs more than two years old																
32896	CHING SHUI L C	10/28/1976	Active	54	15	0	38.46%	42		2	Y		N	11/2023		\$4,000.00
	Exc Award (06/30/2017, 06/30/2020, 06/30/2023)															
52841	DA LI CHONG KUANG	04/08/1992	Active	43	2	0	4.88%	51		4	Y		N	12/2023		\$11,000.00
	Exc Award (06/30/2017, 06/30/2018, 06/30/2019, 06/30/2021, 06/30/2023)															
97255	DA LI DA FENG	06/01/2006	Active	32	4	0	14.29%	30		1	Y		N	02/2022		\$1,000.00
	Exc Award (06/30/2019, 06/30/2023)															
33894	DA LI L C	05/06/1977	Active	78	8	2	8.33%	105	5	0	Y		N	04/2023		\$2,000.00
	Exc Award (06/30/2017, 06/30/2018, 06/30/2019)															
54074	DA LI LI SHIN	02/10/1993	Active	34	7	0	25.93%	31		4	Y		N	01/2022		\$2,000.00
	Exc Award (06/30/2016, 06/30/2019, 06/30/2023, 06/30/2025)															
78618	DA LI TSAO HU	03/29/2004	Active	41	5	0	13.89%	42		4	Y		N	01/2023		\$5,000.00
	Exc Award (06/30/2021, 06/30/2024)															
84669	DA LI YU CHENG	01/06/2005	Active	37	0	0	0.00%	42		3	Y	2		08/2022		\$3,000.00
	Exc Award (06/30/2018, 06/30/2022)															
23369	FENG YUAN	08/15/1970	Active	58	9	0	18.37%	51		3	Y		N	04/2022		\$12,000.00
	Exc Award (06/30/2016)															
23370	FENG YUAN CENTRAL	07/31/1973	Active	74	6	2	5.71%	78	30	0	Y			09/2022		\$29,000.00
	Exc Award (06/30/2016, 06/30/2017, 06/30/2018, 06/30/2022)															
132310	Feng Yuan Wei Mei	07/25/2017	Active	50	6	1	11.11%	48	0	0	Y		N	10/2023		\$20,000.00
	Exc Award (06/30/2018, 06/30/2019, 06/30/2023, 06/30/2025)															
78362	FENG YUAN WEN WU	02/25/2004	Active	52	6	0	13.04%	56		3	Y			11/2022		\$8,000.00
	Exc Award (06/30/2016, 06/30/2021)															



Club Health Assessment for District 300C 2 through November 2025

			Status	Membership						Reports				Finance		LCIF
Club Number	Club Name	Charter Date	Times in Status Quo in Past 2 Years	Current Member Count **	YTD Members Added	YTD Members Dropped	YTD Net Growth% ***	Member Count 1 Year Ago	Dropped Members Avg.Length of Service	Months Since Membership Update	Current Officers Reported ****	Current President Repeated Term	VP Reported *****	Last Date Reported Service (mm/yyyy)	Account Balance	YTD Donations
35831	LI SHAN LC	06/13/1978	Active	46	8	0	21.05%	42		3	Y		N	04/2022		\$7,000.00
	Exc Award (06/30/2017, 06/30/2023, 06/30/2024)															
130908	Lien Chiang County Ma Tsu	05/16/2017	Active	13	0	0	0.00%	17		5	Y		N	04/2022		\$5,000.00
34991	SHA LU CHUNG CHEN L C	01/04/1978	Active	83	4	0	5.06%	95		3	Y			08/2023		\$30,000.00
	Exc Award (06/30/2017, 06/30/2024, 06/30/2025)															
55456	SHIH FENG	03/24/1994	Active	55	17	0	44.74%	48		2	Y			10/2022		\$15,000.00
	Exc Award (06/30/2016)															
33896	SHUN KANG L C	05/06/1977	Active	97	5	0	5.43%	95		0	Y		N	12/2021		\$34,000.00
	Exc Award (06/30/2016, 06/30/2017)															
53975	SHUNG KANG DONG NAN	01/12/1993	Active	84	3	1	2.44%	95	1	3	N			03/2022		\$14,000.00
	Exc Award (06/30/2016, 06/30/2018, 06/30/2019, 06/30/2022)															
23402	TA CHIA	06/11/1971	Active	69	7	0	11.29%	68		1	Y		N	05/2023		\$7,000.00
	Exc Award (06/30/2017, 06/30/2021, 06/30/2024, 06/30/2025)															
52590	TA CHIA CENTRAL	02/20/1992	Active	33	7	0	26.92%	28		4	Y		N	07/2025		\$3,000.00
	Exc Award (06/30/2018, 06/30/2019, 06/30/2020, 06/30/2022)															
56996	TA CHIA JIH NAN	05/30/1995	Active	34	4	0	13.33%	47		3	Y		N	12/2022		\$3,000.00
	Exc Award (06/30/2017, 06/30/2019, 06/30/2024)															
54384	TA CHIA PHOENIX	04/23/1993	Active	63	1	0	1.61%	63		3	Y		N	03/2023		\$6,000.00
	Exc Award (06/30/2017, 06/30/2020, 06/30/2021, 06/30/2022, 06/30/2023)															
54003	TA YA CHUNG YANG	01/25/1993	Active	64	8	0	14.29%	64		1	Y		N	12/2021		\$20,000.00
	Exc Award (06/30/2016, 06/30/2018, 06/30/2020, 06/30/2021, 06/30/2023)															
33048	TA YA L C	11/22/1976	Active	56	14	2	27.27%	53	31	2	N		N	11/2022		\$8,000.00
	Exc Award (06/30/2017, 06/30/2019, 06/30/2022)															
61280	TAI PING DA TUNG	11/24/1998	Active	57	4	0	7.55%	58		2	Y		N	12/2021		\$6,000.00
	Exc Award (06/30/2019, 06/30/2020, 06/30/2021, 06/30/2023)															
35833	TAI PING LC	06/12/1978	Active	48	9	0	23.08%	44		2	Y		N	04/2022		\$9,000.00
	Exc Award (06/30/2016, 06/30/2017, 06/30/2019, 06/30/2021, 06/30/2023)															



Club Health Assessment for District 300C 2 through November 2025

			Status	Membership						Reports				Finance	LCIF	
Club Number	Club Name	Charter Date	Times in Status Quo in Past 2 Years	Current Member Count **	YTD Members Added	YTD Members Dropped	YTD Net Growth% ***	Member Count 1 Year Ago	Dropped Members Avg.Length of Service	Months Since Membership Update	Current Officers Reported ****	Current President Repeated Term	VP Reported *****	Last Date Reported Service (mm/yyyy)	Account Balance	YTD Donations
59597	TAI PING SZU WEI	05/20/1997	Active	33	4	0	13.79%	38		4	Y		N	04/2022		\$4,000.00
	Exc Award (06/30/2017, 06/30/2019, 06/30/2020, 06/30/2021, 06/30/2022)															
65020	TAICHUNG CITY ALEN	02/13/2002	Active	64	4	0	6.67%	74		4	Y		N	10/2021		\$7,000.00
	Exc Award (06/30/2016, 06/30/2017, 06/30/2019, 06/30/2020, 06/30/2022, 06/30/2023)															
111948	TAICHUNG CITY CENTURY	08/05/2011	Active	50	15	2	35.14%	43	0	1	Y		N	10/2022		\$20,000.00
	Exc Award (06/30/2016, 06/30/2020, 06/30/2021, 06/30/2023)															
60645	TAICHUNG CITY CHENG RONG	04/13/1998	Active	59	34	13	55.26%	37	6	1	Y		N	08/2022		\$4,000.00
155504	Taichung City Chun Ho	08/31/2023	Active	22	3	1	10.00%	24	2	1	Y		N			\$2,000.00
	Exc Award (06/30/2024)															
129552	Taichung City Feng Yang	12/02/2016	Active	47	6	0	14.63%	41		1	Y		N	12/2021		\$9,000.00
	Exc Award (06/30/2017, 06/30/2020, 06/30/2022)															
132316	Taichung City Hsin Li	08/04/2017	Active	93	10	0	12.05%	102		2	Y		N	04/2022		\$9,000.00
	Exc Award (06/30/2018, 06/30/2019, 06/30/2020, 06/30/2022, 06/30/2025)															
132315	Taichung City Hu Lu Tun	07/31/2017	Active	49	17	0	53.13%	35		1	Y		N	07/2023		\$7,000.00
	Exc Award (06/30/2018, 06/30/2020, 06/30/2023, 06/30/2025)															
58279	TAICHUNG CITY LI YANG	05/14/1996	Active	37	4	0	12.12%	35		1	Y			12/2021		\$3,000.00
	Exc Award (06/30/2016, 06/30/2022, 06/30/2025)															
152188	Taichung City Long Zen	08/22/2022	Active	32	6	0	23.08%	34		4	Y		N			\$3,000.00
	Exc Award (06/30/2023)															
152932	Taichung City Spring Rain	11/30/2022	Active	37	16	0	76.19%	22		0	Y		N	02/2023		\$5,000.00
	Exc Award (06/30/2023)															
132380	Taichung City Ta Chou	08/09/2017	Active	28	6	0	27.27%	30		3	Y		N	12/2021		\$4,000.00
	Exc Award (06/30/2018, 06/30/2023, 06/30/2025)															
110378	TAICHUNG CITY TA JUNG LU	02/17/2011	Active	55	15	0	37.50%	48		1	Y		N	11/2025		\$8,000.00
	Exc Award (06/30/2016, 06/30/2022, 06/30/2025)															
97593	TAICHUNG CITY WORLD	08/03/2006	Active	32	3	0	10.34%	30		4	Y		N	07/2025		\$3,000.00



Club Health Assessment for District 300C 2 through November 2025

			Status	Membership					Reports				Finance	LCIF		
Club Number	Club Name	Charter Date	Times in Status Quo in Past 2 Years	Current Member Count **	YTD Members Added	YTD Members Dropped	YTD Net Growth% ***	Member Count 1 Year Ago	Dropped Members Avg.Length of Service	Months Since Membership Update	Current Officers Reported ****	Current President Repeated Term	VP Reported *****	Last Date Reported Service (mm/yyyy)	Account Balance	YTD Donations
Exc Award (06/30/2016, 06/30/2017, 06/30/2018, 06/30/2019, 06/30/2023, 06/30/2025)			Active	12	3	0	33.33%	13		4	Y			01/2022		\$2,000.00
133713	Taichung City World Peace	01/25/2018														
Exc Award (06/30/2022, 06/30/2023)			Active	22	0	0	0.00%	31		5	Y		N	04/2022		
115241	TAICHUNG CITY YA HSIN	10/28/2011														
Exc Award (06/30/2024)			Active	27	1	0	3.85%	26		0	Y		N	04/2022	\$8,000.00	
134154	Taichung City Ya Tan Shen	03/23/2018														
Exc Award (06/30/2019, 06/30/2021, 06/30/2023, 06/30/2024, 06/30/2025)			Active	77	26	0	50.98%	62		0	N		N	09/2021		\$3,000.00
119316	TAICHUNG CITY YI SHENG	05/08/2013														
Exc Award (06/30/2017, 06/30/2020, 06/30/2021, 06/30/2022, 06/30/2023)			Active	123	60	0	95.24%	71		1	Y		N	11/2022		\$12,000.00
112086	TAICHUNG CITY YUAN HSIN	09/01/2011														
Exc Award (06/30/2016, 06/30/2017, 06/30/2020, 06/30/2021, 06/30/2025)			Active	61	3	0	5.17%	61		1	Y		N	07/2022		\$6,000.00
103411	TAICHUNG HSIEN AN JIA	08/13/2008														
Exc Award (06/30/2019, 06/30/2020, 06/30/2022, 06/30/2023, 06/30/2025)			Active	67	19	0	39.58%	53		0	Y		N	05/2023		\$10,000.00
56969	TAICHUNG HSIEN CHERNG KONG	05/19/1995														
Exc Award (06/30/2016, 06/30/2018, 06/30/2020, 06/30/2023)			Active	34	1	1	0.00%	38	1	2	Y		N	05/2023		\$6,000.00
59385	TAICHUNG HSIEN CHIEN MIN	04/21/1997														
Exc Award (06/30/2016, 06/30/2019, 06/30/2020)			Active	37	5	0	15.63%	33		4	Y			03/2022		\$7,000.00
60706	TAICHUNG HSIEN CHIN LONG	04/28/1998														
Exc Award (06/30/2025)			Active	58	23	0	65.71%	38		0	Y		N	08/2022		\$3,000.00
54460	TAICHUNG HSIEN CHUNG YING	05/11/1993														
Exc Award (06/30/2019, 06/30/2022)			Active	46	12	0	35.29%	41		1	Y		N	12/2023		\$21,000.00
54217	TAICHUNG HSIEN DA AN	03/10/1993														
Exc Award (06/30/2018, 06/30/2023)			Active	42	13	0	44.83%	35		0	Y			08/2023		\$8,000.00
47996	TAICHUNG HSIEN EVER GREEN	12/28/1987														
Exc Award (06/30/2016, 06/30/2017, 06/30/2021)			Active	53	15	0	39.47%	48		1	Y		N	06/2023		\$9,000.00
78223	TAICHUNG HSIEN FENG LIN	02/13/2004														



Club Health Assessment for District 300C 2 through November 2025

			Status	Membership					Reports				Finance		LCIF	
Club Number	Club Name	Charter Date	Times in Status Quo in Past 2 Years	Current Member Count **	YTD Members Added	YTD Members Dropped	YTD Net Growth% ***	Member Count 1 Year Ago	Dropped Members Avg.Length of Service	Months Since Membership Update	Current Officers Reported ****	Current President Repeated Term	VP Reported *****	Last Date Reported Service (mm/yyyy)	Account Balance	YTD Donations
Exc Award (06/30/2016, 06/30/2017, 06/30/2020, 06/30/2022, 06/30/2025)																
47365	TAICHUNG HSIEN FENG YUAN CH YU	05/26/1987	Active	68	8	0	13.33%	60		0	Y		N	05/2022		\$29,000.00
Exc Award (06/30/2016, 06/30/2017, 06/30/2020, 06/30/2025)																
58150	TAICHUNG HSIEN FIVE FORTUNE	04/19/1996	Active	54	5	0	10.20%	59		1	Y		N	08/2022		\$2,000.00
Exc Award (06/30/2016, 06/30/2017, 06/30/2022)																
46333	TAICHUNG HSIEN GWO SANG	06/09/1986	Active	66	6	0	10.00%	68		1	Y			07/2022		\$6,000.00
Exc Award (06/30/2017, 06/30/2018, 06/30/2019)																
54517	TAICHUNG HSIEN HOU FENG	05/25/1993	Active	39	5	0	14.71%	38		1	Y			03/2022		\$2,000.00
Exc Award (06/30/2017, 06/30/2021, 06/30/2025)																
43168	TAICHUNG HSIEN HOU LI	11/07/1983	Active	63	12	0	23.53%	55		2	Y		N	11/2022		\$10,000.00
Exc Award (06/30/2016, 06/30/2019, 06/30/2023)																
58059	TAICHUNG HSIEN HSIN HSIN	03/28/1996	Active	36	3	0	9.09%	52		1	Y			11/2022		\$4,000.00
Exc Award (06/30/2016, 06/30/2023, 06/30/2024)																
61857	TAICHUNG HSIEN HSIN TZU	04/27/1999	Active	31	2	0	6.90%	29		4	Y			04/2022		\$12,000.00
Exc Award (06/30/2017, 06/30/2018, 06/30/2025)																
77417	TAICHUNG HSIEN HUA MU LAN LIONESS	10/10/2003	Active	31	13	0	72.22%	15		1	Y		N	04/2023		\$4,000.00
Exc Award (06/30/2016, 06/30/2022, 06/30/2023, 06/30/2025)																
78660	TAICHUNG HSIEN JEN SHAN MEI	06/08/2004	Active	106	33	0	45.21%	116		2	Y		N	12/2021		\$10,000.00
Exc Award (06/30/2016, 06/30/2022, 06/30/2023, 06/30/2025)																
55300	TAICHUNG HSIEN KANG DO	02/08/1994	Active	75	7	0	10.29%	83		4	Y		N	06/2023		\$7,000.00
Exc Award (06/30/2016, 06/30/2021, 06/30/2024)																
77841	TAICHUNG HSIEN KUEI LAN	11/17/2003	Active	29	0	0	0.00%	29		5	Y		N	01/2023		\$1,000.00
Exc Award (06/30/2017, 06/30/2019, 06/30/2020, 06/30/2021, 06/30/2023)																
54516	TAICHUNG HSIEN MEI FENG	05/25/1993	Active	53	13	1	29.27%	42	4	0	Y			10/2021		\$21,000.00
Exc Award (06/30/2016, 06/30/2018, 06/30/2020)																



Club Health Assessment for District 300C 2 through November 2025

			Status	Membership					Reports					Finance		LCIF
Club Number	Club Name	Charter Date	Times in Status Quo in Past 2 Years	Current Member Count **	YTD Members Added	YTD Members Dropped	YTD Net Growth% ***	Member Count 1 Year Ago	Dropped Members Avg.Length of Service	Months Since Membership Update	Current Officers Reported ****	Current President Repeated Term	VP Reported *****	Last Date Reported Service (mm/yyyy)	Account Balance	YTD Donations
77931	TAICHUNG HSIEN QUEEN	12/10/2003	Active	53	11	0	26.19%	73		0	Y			09/2022		\$20,000.00
	Exc Award (06/30/2016, 06/30/2017, 06/30/2020, 06/30/2022)															
54218	TAICHUNG HSIEN SHUN FENG	03/10/1993	Active	35	5	0	16.67%	37		0	Y			04/2022		\$7,000.00
	Exc Award (06/30/2016, 06/30/2022, 06/30/2025)															
59902	TAICHUNG HSIEN SUNG PO	08/06/1997	Active	37	6	0	19.35%	31		3	Y		N	10/2021		\$2,000.00
	Exc Award (06/30/2023, 06/30/2024)															
58359	TAICHUNG HSIEN TA CHIA YU LAN	05/28/1996	Active	49	5	0	11.36%	45		1	Y		N	04/2022		\$5,000.00
	Exc Award (06/30/2017, 06/30/2022, 06/30/2023)															
48832	TAICHUNG HSIEN TA TU	07/28/1988	Active	60	16	1	33.33%	49	1	4	Y		N	04/2022		\$8,000.00
	Exc Award (06/30/2023)															
59669	TAICHUNG HSIEN TA YA CHUNG YUA	06/09/1997	Active	37	5	0	15.63%	51		3	Y			11/2022		\$10,000.00
	Exc Award (06/30/2017, 06/30/2019, 06/30/2021, 06/30/2022)															
59622	TAICHUNG HSIEN TACHIA RIVER	05/20/1997	Active	54	13	0	31.71%	45		1	Y		N	01/2022		\$6,000.00
	Exc Award (06/30/2019)															
55800	TAICHUNG HSIEN TAN TZU TSAI HU	06/06/1994	Active	55	8	0	17.02%	62		1	Y		N	04/2023		\$14,000.00
58348	TAICHUNG HSIEN TUNG HSIN II	05/28/1996	Active	70	23	0	48.94%	48		1	Y		N	02/2023		\$17,000.00
	Exc Award (06/30/2016, 06/30/2017, 06/30/2019, 06/30/2020)															
49457	TAICHUNG HSIEN WAI PU	04/27/1989	Active	48	2	1	2.13%	53	1	4	Y		N	01/2023		\$2,000.00
	Exc Award (06/30/2016, 06/30/2017, 06/30/2018, 06/30/2019, 06/30/2020, 06/30/2021, 06/30/2023)															
96933	TAICHUNG HSIEN WU CHIH PORT	04/14/2006	Active	42	10	1	27.27%	40	0	3	Y		N	06/2022		\$1,000.00
	Exc Award (06/30/2017, 06/30/2021, 06/30/2022, 06/30/2025)															
37715	TAICHUNG HSIEN WU JIH	11/26/1979	Active	25	0	0	0.00%	30		5	N			04/2022		
	Exc Award (06/30/2017, 06/30/2021)															
48908	TAICHUNG HSIEN WUCHIH	09/21/1988	Active	48	1	0	2.13%	49		4	Y		N	07/2022		\$6,000.00
	Exc Award (06/30/2017, 06/30/2019, 06/30/2021, 06/30/2023, 06/30/2025)															



Club Health Assessment for District 300C 2 through November 2025

			Status		Membership					Reports				Finance		LCIF		
Club Number	Club Name	Charter Date	Times in Status Quo in Past 2 Years	Current Member Count **	YTD Members Added	YTD Members Dropped	YTD Net Growth***	Member Count 1 Year Ago	Dropped Members Avg.Length of Service	Months Since Membership Update	Current Officers Reported ****	Current President Repeated Term	VP Reported *****	Last Date Reported Service (mm/yyyy)	Account Balance	YTD Donations		
55801	TAICHUNG HSIEN YU FENG	06/06/1994	Active	63	3	0	5.00%	61		1	Y		N	11/2022		\$11,000.00		
	Exc Award (06/30/2016, 06/30/2019, 06/30/2020, 06/30/2025)																	
147541	Taichung Jin Da Fu	07/13/2021	Active	19	0	0	0.00%	26		5	N		N	04/2023				
	Exc Award (06/30/2022)																	
147545	Taichung Lei Kao	07/12/2021	Active	68	12	0	21.43%	68		3	Y		N	09/2022	\$2,000.00			
	Exc Award (06/30/2022, 06/30/2023, 06/30/2024, 06/30/2025)																	
23414	TAICHUNG TAICHUNG PORT	06/06/1970	Active	57	18	1	42.50%	45	7	1	Y			12/2022	\$1,000.00			
	Exc Award (06/30/2016, 06/30/2017, 06/30/2021)																	
38990	TAN TZU GREAT EARTH L C	10/23/1980	Active	156	18	0	13.04%	144		0	Y		N	01/2024	\$31,000.00			
	Exc Award (06/30/2019, 06/30/2023, 06/30/2025)																	
78661	TAN TZU PAI YUN	04/02/2004	Active	88	8	0	10.00%	88		0	Y		N	11/2025	\$15,000.00			
	Exc Award (06/30/2016, 06/30/2017, 06/30/2019, 06/30/2022, 06/30/2023)																	
77416	TAN TZULAN TIEN	07/09/2003	Active	55	4	0	7.84%	53		0	Y			11/2021	\$3,000.00			
	Exc Award (06/03/2016, 06/30/2017, 06/30/2020)																	
39449	TUNG FENG L C	02/19/1981	Active	52	8	1	15.56%	47	3	0	Y		N	08/2022	\$12,000.00			
	Exc Award (06/30/2019, 06/30/2020, 06/30/2021, 06/30/2023)																	
29662	TUNG SHIH	07/15/1974	Active	57	12	0	26.67%	51		1	Y		N	08/2023	\$2,000.00			
	Exc Award (06/30/2016, 06/30/2017, 06/30/2022)																	
29232	WU FENG	04/30/1974	Active	77	9	1	11.59%	75	0	0	Y		N	04/2024	\$4,000.00			
	Exc Award (06/30/2016, 06/30/2017, 06/30/2019, 06/30/2023, 06/30/2024)																	
57080	WU FENG MODERN	06/12/1995	Active	28	2	0	7.69%	31		4	Y			04/2022	\$4,000.00			
	Exc Award (06/30/2019, 06/30/2020, 06/30/2021)																	
Current Total Clubs Count	YTD New Clubs Count	YTD Cancelled Clubs Count	YTD Net Club Gain	Current Total Members Count	YTD Add	YTD Drop	YTD Net Growth	Member Count 12 Months Ago	Average Member Count Per Club	% of Clubs with less than 20 members	% No Officer Report in 12 Months	% of Clubs with balance 90+ days	Number of Clubs in Status Quo	% Status Quo Clubs in Financial Suspension	Number of Cancelled Clubs	Average Cancelled Club Age	Members Lost Due to Cancellation	% of Clubs Cancelled for Non-Financial Reasons
91	1	0	1	4,738	845	32	813	20.71%	4,583	52	3%	0%	0%	0	0%	0	0	0



Club Health Assessment for District 300C 2 through November 2025

			Status		Membership					Reports					Finance	LCIF
Club Number	Club Name	Charter Date	Times in Status Quo in Past 2 Years	Current Member Count **	YTD Members Added	YTD Members Dropped	YTD Net Growth% ***	Member Count 1 Year Ago	Dropped Members Avg.Length of Service	Months Since Membership Update	Current Officers Reported ****	Current President Repeated Term	VP Reported *****	Last Date Reported Service (mm/yyyy)	Account Balance	YTD Donations

* - P - Priority Club. Cancellation Reasons: 1-Objectives/conduct, 2-Non-active club, 5-Non-existing club, 6-Disbanding, 7-Merger, 8-Financial Suspension, 9-District/Multiple District Dues.

** Red denotes below 15 active members.

*** Red denotes 20% + loss.

**** Y - all 3 (President, Secretary, Treasurer) club officers reported, N - not all 3 reported.

***** Abbreviation: N-New, IP-Immediate Past, R-Repeat.



Club Health Assessment for District 300C 3 through November 2025

			Status	Membership					Reports				Finance	LCIF		
Club Number	Club Name	Charter Date	Times in Status Quo in Past 2 Years	Current Member Count **	YTD Members Added	YTD Members Dropped	YTD Net Growth% ***	Member Count 1 Year Ago	Dropped Members Avg.Length of Service	Months Since Membership Update	Current Officers Reported ****	Current President Repeated Term	VP Reported *****	Last Date Reported Service (mm/yyyy)	Account Balance	YTD Donations
Clubs less than two years old																
179603	Taichung Chan Wang	12/26/2024	Active	26	0	0	0.00%	0		11	Y	2				
179626	Taichung Ching Tsai	12/27/2024	Active	24	0	0	0.00%	0		11	Y	2				
179467	Taichung Chinn Long	11/06/2024	Active	28	0	0	0.00%	26		12	N					
179596	Taichung Cho Yueh	12/26/2024	Active	24	0	0	0.00%	0		11	Y	2				
179366	Taichung Chong Liao Jen Ai	12/30/2024	Active	23	0	0	0.00%	0		11	Y		N			
179612	Taichung Chong Liao Jen Mei	12/30/2024	Active	24	0	0	0.00%	0		11	Y	2				
177342	Taichung City Happiness	09/09/2024	Active	29	0	0	0.00%	33		3	N	2				
179503	Taichung Da An	11/13/2024	Active	45	0	0	0.00%	45		12	Y		N			
157886	Taichung Evergrande	03/29/2024	Active	135	15	1	11.57%	105	1	2	N					\$4,004.38
179606	Taichung Feng Huang	12/26/2024	Active	24	0	0	0.00%	0		11	Y	2				
179593	Taichung Feng Tian	12/30/2024	Active	23	0	0	0.00%	0		11	Y	2	N			
179598	Taichung Forever	12/26/2024	Active	27	1	0	3.85%	0		4	Y					
179555	Taichung Forwell	12/27/2024	Active	239	0	0	0.00%	0		10	Y		N			
179610	Taichung Hsiang Yun	12/30/2024	Active	25	0	0	0.00%	0		11	Y	2				
179625	Taichung Hsin Yueh	12/27/2024	Active	24	0	0	0.00%	0		11	Y	2				
179616	Taichung Hua Hsing	12/26/2024	Active	25	0	0	0.00%	0		11	Y	2				
179609	Taichung Hui Huang	12/30/2024	Active	23	0	0	0.00%	0		11	Y	2				
179597	Taichung Kao Feng	12/26/2024	Active	26	0	0	0.00%	0		11	Y	2				
179617	Taichung Lan Hsin	12/27/2024	Active	27	0	0	0.00%	0		11	Y	2				
187237	Taichung Leo	07/25/2025	Active	21	21	0	100.00%	0		4	Y					
179571	Taichung Lo Ho	12/26/2024	Active	23	0	0	0.00%	0		11	Y	2				
179509	Taichung Lu Kang	01/06/2025	Active	26	0	0	0.00%	0		10	N	None				
179604	Taichung Lung Hsiang	12/26/2024	Active	25	0	0	0.00%	0		11	Y	2				
187235	Taichung National	07/14/2025	Active	31	31	0	100.00%	0		4	Y					
179470	Taichung New Jwu Shan	11/06/2024	Active	51	0	0	0.00%	51		5	N	None				
179337	Taichung Pa Kua Shan	11/06/2024	Active	25	0	0	0.00%	25		5	Y					
179570	Taichung Public Garden	12/26/2024	Active	27	0	0	0.00%	0		11	N					



Club Health Assessment for District 300C 3 through November 2025

			Status	Membership					Reports				Finance	LCIF		
Club Number	Club Name	Charter Date	Times in Status Quo in Past 2 Years	Current Member Count **	YTD Members Added	YTD Members Dropped	YTD Net Growth% ***	Member Count 1 Year Ago	Dropped Members Avg.Length of Service	Months Since Membership Update	Current Officers Reported ****	Current President Repeated Term	VP Reported *****	Last Date Reported Service (mm/yyyy)	Account Balance	YTD Donations
179507	Taichung Shih Hu	12/30/2024	Active	33	2	0	6.45%	0		3	Y				90+ Days	
179500	Taichung Show Shui	11/06/2024	Active	45	0	0	0.00%	45		12	Y		N			
179324	Taichung Tsao Tun	11/06/2024	Active	35	0	0	0.00%	35		1	Y		N			
179318	Taichung TZ Chiang	11/06/2024	Active	26	0	0	0.00%	26		12	Y					
179592	Taichung Wei Ai	12/30/2024	Active	46	0	0	0.00%	0		8	Y	2				
179381	Taichung Wei Mei	12/30/2024	Active	53	0	0	0.00%	0		8	Y		N			
176885	Taichung Wen-Hua	08/22/2024	Active	33	3	0	10.00%	30		1	N	2				
179522	Taichung Yu Lan	12/30/2024	Active	24	0	0	0.00%	0		11	Y	2				
179465	Taichung Yuan Lin Fruitsmountain	11/06/2024	Active	23	0	0	0.00%	23		12	Y					
179322	Taichung Yung Ching	12/26/2024	Active	53	0	1	-1.85%	0	1	11	Y		N			
179591	Taichung Zhen Cheng	12/30/2024	Active	26	0	0	0.00%	0		11	Y	2				
179335	Taitung Pu Li Chung Shin	12/26/2024	Active	24	0	0	0.00%	0		11	Y					
176958	Weixin	08/26/2024	Active	61	1	0	1.67%	60		1	Y					
Clubs more than two years old																
23405	TAICHUNG CHENG CHUNG	07/23/1971	Active	23	6	0	35.29%	23		3	N			12/2017		
	Exc Award (06/30/2018, 06/30/2021)															
103756	TAICHUNG CHIA MEI	10/08/2008	Active	4	0	0	0.00%	12		0	N	None		01/2023		\$1,000.00
	Exc Award (06/30/2016, 06/30/2018, 06/30/2019)															
56021	TAICHUNG CHIEH MEI	08/01/1994	Active	110	1	21	-15.38%	145	5	1	N			05/2023		
	Exc Award (06/30/2023)															
56005	TAICHUNG CHIN SHAN	07/25/1994	Active	23	3	0	15.00%	35		2	N			12/2015		\$1,000.00
	Exc Award (06/30/2016, 06/30/2024)															
47364	TAICHUNG CHUN LUNG	05/26/1987	Active	53	2	0	3.92%	54		0	N			12/2021		\$3,000.00
	Exc Award (06/30/2016)															
60801	TAICHUNG CHUN YIN	05/19/1998	Active	67	2	0	3.08%	65		3	N			03/2017		
	Exc Award (06/30/2016, 06/30/2017, 06/30/2018, 06/30/2023)															
31203	TAICHUNG CHUNG SHAN	09/16/1975	Active	20	0	0	0.00%	35		3	N					\$1,000.00
	Exc Award (06/30/2016)															



Club Health Assessment for District 300C 3 through November 2025

			Status	Membership					Reports				Finance	LCIF		
Club Number	Club Name	Charter Date	Times in Status Quo in Past 2 Years	Current Member Count **	YTD Members Added	YTD Members Dropped	YTD Net Growth% ***	Member Count 1 Year Ago	Dropped Members Avg.Length of Service	Months Since Membership Update	Current Officers Reported ****	Current President Repeated Term	VP Reported *****	Last Date Reported Service (mm/yyyy)	Account Balance	YTD Donations
84022	TAICHUNG CITY CHUNG YI	08/11/2004	Active	35	6	0	20.69%	30		3	N			09/2022		\$1,000.00
	Exc Award (06/30/2018)															
31153	TAICHUNG CITY SOUTHWEST	08/25/1975	Active	24	2	0	9.09%	24		0	N			12/2017		
132690	Taichung Cultural & Education	09/27/2017	Active	19	3	0	18.75%	24		4	N					\$2,000.00
155923	Taichung Da Fang	09/22/2023	Active	37	0	0	0.00%	49		5	N					\$1,000.00
120125	Taichung E Sun	08/13/2013	Active	93	7	2	5.68%	96	6	3	N			03/2019		\$4,000.00
	Exc Award (06/30/2017, 06/30/2018, 06/30/2022)															
23408	TAICHUNG EAST	08/31/1973	Active	38	11	0	40.74%	30		2	N					\$1,000.00
156018	Taichung Happy	09/22/2023	Active	52	3	0	6.12%	56		2	N					\$1,000.00
54867	TAICHUNG HSIANG HO	09/13/1993	Active	26	1	0	4.00%	27		3	N			12/2015		
48735	TAICHUNG JEN MEI	06/20/1988	Active	31	7	0	29.17%	36		3	Y			10/2022		\$1,000.00
	Exc Award (06/30/2021)															
55723	TAICHUNG KUANG FU	05/18/1994	Active	89	11	0	14.10%	76		1	N			01/2019		\$4,000.00
	Exc Award (06/30/2017, 06/30/2019, 06/30/2023)															
40378	TAICHUNG KUO KUANG	09/24/1981	Active	63	9	0	16.67%	54		2	N			01/2016		\$1,000.00
	Exc Award (06/30/2017, 06/30/2018)															
132825	Taichung Li Tai	10/10/2017	Active	20	0	1	-4.76%	25	3	2	N			08/2022		\$1,000.00
62382	TAICHUNG LI ZEN	09/27/1999	Active	25	0	1	-3.85%	20	1	4	N	None		12/2017		
	Exc Award (06/30/2018)															
60141	TAICHUNG LONG FAR	12/08/1997	Active	26	0	0	0.00%	29		2	N			09/2022		\$2,000.00
40379	TAICHUNG MEI HUA	09/24/1981	Active	27	0	0	0.00%	27		3	N			09/2018		\$1,000.00
46870	TAICHUNG METROPOLITAN	01/31/1987	Active	48	5	0	11.63%	56		2	N			11/2022		\$2,000.00
	Exc Award (06/30/2018)															
51519	TAICHUNG MING CHUAN	04/01/1991	Active	24	0	0	0.00%	23		3	N			10/2022		\$3,000.00
	Exc Award (06/30/2017, 06/30/2018)															
61140	TAICHUNG MING TAI	09/22/1998	Active	27	0	0	0.00%	31		3	N			05/2017		\$1,000.00
	Exc Award (06/30/2016, 06/30/2017, 06/30/2018, 06/30/2019, 06/30/2023)															
23409	TAICHUNG NORTH	05/11/1973	Active	41	5	3	5.13%	40	5	2	N					\$2,000.00
23411	TAICHUNG NORTHWEST	01/14/1970	Active	43	1	6	-10.42%	22	12	1	N			09/2022		\$1,000.00



Club Health Assessment for District 300C 3 through November 2025

			Status	Membership					Reports				Finance	LCIF		
Club Number	Club Name	Charter Date	Times in Status Quo in Past 2 Years	Current Member Count **	YTD Members Added	YTD Members Dropped	YTD Net Growth% ***	Member Count 1 Year Ago	Dropped Members Avg.Length of Service	Months Since Membership Update	Current Officers Reported ****	Current President Repeated Term	VP Reported *****	Last Date Reported Service (mm/yyyy)	Account Balance	YTD Donations
Exc Award (06/30/2016, 06/30/2018)																
136171	Taichung Riway Union	09/06/2018	Active	28	10	0	55.56%	18		3	N			09/2022		
23412	TAICHUNG SOUTH	03/20/1972	Active	28	0	0	0.00%	30		3	N			05/2017		\$1,000.00
Exc Award (06/30/2018, 06/30/2019, 06/30/2023)																
83155	TAICHUNG TUNG HSIN	07/31/2004	Active	45	0	0	0.00%	67		3	N			09/2022		
Exc Award (06/30/2018, 06/30/2022)																
42858	TAICHUNG TUNG SHAN	06/29/1983	Active	66	4	0	6.45%	66		1	N			05/2022		\$2,000.00
97567	TAICHUNG VOLUNTEER	07/27/2006	Active	27	2	2	0.00%	27	6	3	N			12/2015		
43385	TAICHUNG YAMATO	01/04/1984	Active	107	0	0	0.00%	125		3	N			12/2021		
Exc Award (06/30/2016, 06/30/2018, 06/30/2021)																

Clubs Cancelled Previous Fiscal Year – Clubs Cancelled within last 12 months may be reinstated

Club Number	Club Name	Charter Date	Current Status*	Cancellation Date
58223	TAICHUNG EVER GREEN	05/01/1996	Cancelled(6*)	03/29/2025

Current Total Clubs Count	YTD New Clubs Count	YTD Cancelled Clubs Count	YTD Net Club Gain	Current Total Members Count	YTD Add	YTD Drop	YTD Net Growth	YTD Net Growth %	Member Count 12 Months Ago	Average Member Count Per Club	% of Clubs with less than 20 members	% No Officer Report in 12 Months	% of Clubs with balance 90+ days	Number of Clubs in Status Quo	% Status Quo Clubs in Financial Suspension	Number of Cancelled Clubs	Average Cancelled Club Age	Members Lost Due to Cancellation	% of Clubs Cancelled for Non-Financial Reasons
73	2	0	2	2,921	175	38	137	4.92%	1,981	40	3%	4%	1%	0	0%	0	0	0	0%

* - P - Priority Club. Cancellation Reasons: 1-Objectives/conduct, 2-Non-active club, 5-Non-existing club, 6-Disbanding, 7-Merger, 8-Financial Suspension, 9-District/Multiple District Dues.

** Red denotes below 15 active members.

*** Red denotes 20% + loss.

**** Y - all 3 (President, Secretary, Treasurer) club officers reported, N - not all 3 reported.

***** Abbreviation: N-New, IP-Immediate Past, R-Repeat.



Club Health Assessment for District 300D 1 through November 2025

				Status	Membership					Reports				Finance	LCIF		
Club Number	Club Name	Charter Date		Times in Status Quo in Past 2 Years	Current Member Count **	YTD Members Added	YTD Members Dropped	YTD Net Growth% ***	Member Count 1 Year Ago	Dropped Members Avg.Length of Service	Months Since Membership Update	Current Officers Reported ****	Current President Repeated Term	VP Reported *****	Last Date Reported Service (mm/yyyy)	Account Balance	YTD Donations
Clubs less than two years old																	
181126	Changhua Longxing	03/06/2025		Active	30	0	0	0.00%	0		1	Y	2	R	08/2025	90+ Days	
186735	Changhua Central Golf	07/09/2025		Active	20	20	0	100.00%	0		4	Y		N			
171605	Changhua County Fa La Li	06/06/2024		Active	32	3	0	10.34%	32		2	Y		N	06/2025		\$1,000.00
179457	Changhua County Fuxing	12/05/2024		Active	43	0	0	0.00%	0		10	Y	2	R			
181599	Changhua County Lanxin	03/31/2025		Active	30	0	0	0.00%	0		1	Y	2	R	10/2025		
Clubs more than two years old																	
23360	CHANG HUA	06/17/1967		Active	28	2	0	7.69%	29		2	Y	2	N	05/2025		\$1,000.00
	Exc Award (06/30/2016)																
89627	CHANG HUA BUO AI	11/11/2005		Active	8	0	0	0.00%	8		1	Y		N	09/2024		
	Exc Award (06/30/2017)																
99427	CHANG HUA CHING CHENG	05/21/2007		Active	57	2	4	-3.39%	47	3	2	Y		N	06/2025		
	Exc Award (06/30/2017, 06/30/2018, 06/30/2019, 06/30/2020, 06/30/2022, 06/30/2025)																
150257	Changhua - Paoa	06/02/2022		Active	20	0	0	0.00%	20		25	N	None		06/2025		
	Exc Award (06/30/2023)																
50353	CHANGHUA AI SHIN	03/22/1990		Active	39	4	0	11.43%	35		2	Y			11/2025		
	Exc Award (06/30/2018, 06/30/2020, 06/30/2023, 06/30/2025)																
23361	CHANGHUA CENTRAL	01/14/1974		Active	30	3	3	0.00%	32	1	1	Y			11/2025		\$3,000.00
	Exc Award (06/30/2018, 06/30/2019, 06/30/2020, 06/30/2024)																
104290	CHANGHUA CHANG SHIH TA	01/06/2009		Active	51	12	1	27.50%	42	9	2	Y		N	07/2025		\$5,000.00
	Exc Award (06/30/2017, 06/30/2023, 06/30/2024)																
148900	Changhua Changtong	11/16/2021		Active	13	0	0	0.00%	13		1	Y		N	06/2025		\$2,000.00
50038	CHANGHUA CHERNG KONG	12/18/1989		Active	67	5	0	8.06%	65		1	Y			11/2025		\$9,000.00
	Exc Award (06/30/2016, 06/30/2017, 06/30/2018, 06/30/2020, 06/30/2022)																
152563	Changhua Chungyi	09/23/2022		Active	54	1	1	0.00%	59	1	1	Y		N	06/2025		\$5,000.00
	Exc Award (06/30/2023, 06/30/2024)																
141542	Changhua County Ai Shu Chia	04/30/2020		Active	44	5	1	10.00%	42	3	2	Y		N	06/2025		



Club Health Assessment for District 300D 1 through November 2025

			Status	Membership						Reports				Finance	LCIF		
Club Number	Club Name	Charter Date	Times in Status Quo in Past 2 Years	Current Member Count **	YTD Members Added	YTD Members Dropped	YTD Net Growth% ***	Member Count 1 Year Ago	Dropped Members Avg.Length of Service	Months Since Membership Update	Current Officers Reported ****	Current President Repeated Term	VP Reported *****	Last Date Reported Service (mm/yyyy)	Account Balance	YTD Donations	
Exc Award (06/30/2023)			Active	78	13	1	18.18%	67	11	0	Y		N	06/2025		\$15,000.00	
Exc Award (06/30/2020, 06/30/2023)																	
133318	Changhua County Shih Yun	12/07/2017		Active	3	0	0	0.00%	15		5	N	None		06/2025		
148687	Changhua Dashin	10/26/2021		Active	21	4	6	-8.70%	27	2	0	Y			06/2025		\$2,000.00
103449	CHANGHUA DA-YEH	08/18/2008	Active	38	16	0	72.73%	30		1	Y		N	09/2025		\$5,000.00	
53880	CHANGHUA HSIEN CHANG BING	12/08/1992	Active	50	1	0	2.04%	61		2	Y			06/2025		\$1,000.00	
Exc Award (06/30/2017, 06/30/2018, 06/30/2020)			Active	61	2	0	3.39%	60		2	Y			10/2025		\$103,008.53	
Exc Award (06/30/2016, 06/30/2017, 06/30/2018, 06/30/2020, 06/30/2024, 06/30/2025)																	
49267	CHANGHUA HSIEN CHANG SHANG	03/02/1989		Active	48	0	0	0.00%	45		1	Y			06/2025		\$13,000.00
47885	CHANGHUA HSIEN CHANGHUA CH MEI	11/18/1987		Active	19	0	0	0.00%	20		1	Y		N	06/2025		
Exc Award (06/30/2016, 06/30/2019, 06/30/2025)			Active	36	2	0	5.88%	35		2	Y		N	06/2025		\$3,000.00	
Exc Award (06/30/2016, 06/30/2022, 06/30/2023)																	
54216	CHANGHUA HSIEN HUA TAN	03/10/1993		Active	32	0	4	-11.11%	33	21	2	Y			06/2025		\$1,000.00
Exc Award (06/30/2018, 06/30/2025)																	
103925	CHANGHUA HSIEN HUNG HO	11/05/2008	Active	50	1	0	2.04%	52		1	Y			11/2025		\$1,000.00	
Exc Award (06/30/2018, 06/30/2022, 06/30/2025)			Active	23	6	1	27.78%	19	6	0	Y			06/2025			
47624	CHANGHUA HSIEN PA KUA SHAN	06/28/1987		Active	1	0	0	0.00%	1		4	N	None		08/2024		
Exc Award (06/30/2018, 06/30/2020)																	
105797	CHANGHUA HSIEN SHEN GUN	06/12/2009		Active	42	7	0	20.00%	31		0	Y			06/2025		\$2,000.00
Exc Award (06/30/2016, 06/30/2019, 06/30/2020, 06/30/2023, 06/30/2025)			Active	55	10	0	22.22%	45		1	N		N	06/2025		\$2,000.00	
106022	CHANGHUA HSIEN YINGHUA	06/26/2009															



Club Health Assessment for District 300D 1 through November 2025

			Status	Membership					Reports					Finance	LCIF	
Club Number	Club Name	Charter Date	Times in Status Quo in Past 2 Years	Current Member Count **	YTD Members Added	YTD Members Dropped	YTD Net Growth% ***	Member Count 1 Year Ago	Dropped Members Avg.Length of Service	Months Since Membership Update	Current Officers Reported ****	Current President Repeated Term	VP Reported *****	Last Date Reported Service (mm/yyyy)	Account Balance	YTD Donations
Exc Award (06/30/2018, 06/30/2019, 06/30/2020, 06/30/2023, 06/30/2025)																
148483	Changhua Jin Yeh	10/27/2021	Active	33	0	0	0.00%	34		2	Y			06/2025		
Exc Award (06/30/2023)																
139315	Changhua Lukang Tin Hou	08/02/2019	Active	56	7	0	14.29%	51		2	N			06/2025		\$2,000.00
Exc Award (06/30/2020, 06/30/2022, 06/30/2025)																
31376	CHANGHUA NORTHWEST	11/21/1975	Active	12	0	0	0.00%	15		2	Y			06/2025		
Exc Award (06/30/2018)																
149396	Changhua Treasure	12/27/2021	Active	36	6	0	20.00%	32		1	N		N	10/2025		\$2,000.00
Exc Award (06/30/2024, 06/30/2025)																
148724	Changhua Yongshin	10/27/2021	Active	9	1	1	0.00%	11	2	2	N	None		06/2025		\$1,000.00
150259	Changhua Young Young	06/02/2022	Active	20	0	0	0.00%	20		25	N	None		06/2025		
Exc Award (06/30/2023)																
127710	Changhua Youth	06/09/2016	Active	21	0	0	0.00%	21		2	Y			06/2025		\$2,000.00
Exc Award (06/30/2019, 06/30/2020)																
68685	CHANGHUA YU DA	04/21/2003	Active	18	1	1	0.00%	17	18	2	Y		N	06/2025		\$2,000.00
Exc Award (06/30/2016, 06/30/2017, 06/30/2024)																
141480	Changhua Yu Shan	04/30/2020	Active	20	6	0	42.86%	15		2	Y			06/2025		\$1,000.00
149437	Changhua Yuanhsianmei	12/29/2021	Active	21	0	0	0.00%	19		1	Y			09/2024	90+ Days	
Exc Award (06/30/2023)																
151133	Changhua Yung Sun	06/28/2022	Active	21	0	0	0.00%	21		5	N	2		06/2025		
Exc Award (06/30/2023)																
150254	Changrong	06/02/2022	Active	20	0	0	0.00%	20		25	N	None		06/2025		
Exc Award (06/30/2023)																
38707	HO MEI L C	06/17/1980	Active	48	0	3	-5.88%	54	29	0	Y			06/2025		\$2,000.00
Exc Award (06/30/2018, 06/30/2023)																
57081	LU KANG LU CHING	06/12/1995	Active	53	4	2	3.92%	50	11	2	Y			06/2025		\$4,000.00
Exc Award (06/30/2018, 06/30/2020, 06/30/2025)																
40267	TA CHANG LC	07/27/1981	Active	38	2	0	5.56%	38		2	Y			06/2025		\$5,000.00
Exc Award (06/30/2018, 06/30/2020, 06/30/2024)																
63129	TA CHUNG HSING	05/02/2000	Active	67	1	0	1.52%	69		0	Y			10/2025		\$3,000.00



Club Health Assessment for District 300D 1 through November 2025

INTERNATIONAL

						Status		Membership					Reports				Finance		LCIF	
						Times in Status Quo in Past 2 Years	Current Member Count **	YTD Members Added	YTD Members Dropped	YTD Net Growth% ***	Member Count 1 Year Ago	Dropped Members Avg.Length of Service	Months Since Membership Update	Current Officers Reported ****	Current President Repeated Term	VP Reported *****	Last Date Reported Service (mm/yyyy)	Account Balance	YTD Donations	
Club Number	Club Name					Charter Date														
Exc Award (06/30/2016, 06/30/2017)							Active	29	6	0	26.09%	25	2	Y			11/2025			
155918	Wusheng					09/28/2023														
Exc Award (06/30/2025)																				
Current Total Clubs Count	YTD New Clubs Count	YTD Cancelled Clubs Count	YTD Net Club Gain	Current Total Members Count	YTD Add	YTD Drop	YTD Net Growth	YTD Net Growth %	Member Count 12 Months Ago	Average Member Count Per Club	% of Clubs with less than 20 members	% No Officer Report in 12 Months	% of Clubs with balance 90+ days	Number of Clubs in Status Quo	% Status Quo Clubs in Financial Suspension	Number of Cancelled Clubs	Average Cancelled Club Age	Members Lost Due to Cancellation	% of Clubs Cancelled for Non-Financial Reasons	
48	1	0	1	1,645	153	29	124	8.15%	1,477	34	17%	10%	4%	0	0%	0	0	0	0%	

* - P - Priority Club. Cancellation Reasons: 1-Objectives/conduct, 2-Non-active club, 5-Non-existing club, 6-Disbanding, 7-Merger, 8-Financial Suspension, 9-District/Multiple District Dues.

** Red denotes below 15 active members.

*** Red denotes 20% + loss.

**** Y - all 3 (President, Secretary, Treasurer) club officers reported, N - not all 3 reported.

***** Abbreviation: N-New, IP-Immediate Past, R-Repeat.



Club Health Assessment for District 300D 2 through November 2025

INTERNATIONAL

			Status	Membership					Reports					Finance		LCIF
Club Number	Club Name	Charter Date	Times in Status Quo in Past 2 Years	Current Member Count **	YTD Members Added	YTD Members Dropped	YTD Net Growth% ***	Member Count 1 Year Ago	Dropped Members Avg.Length of Service	Months Since Membership Update	Current Officers Reported ****	Current President Repeated Term	VP Reported *****	Last Date Reported Service (mm/yyyy)	Account Balance	YTD Donations
Clubs less than two years old																
178649	Changhua County Tian Jhong	09/19/2024	Active	27	5	0	22.73%	22		4	Y					\$1,000.01
	Exc Award (06/30/2025)															
175078	Changhua Hsien Pu Hsin	08/15/2024	Active	35	3	8	-12.50%	31	1	2	Y			10/2025		\$1,000.00
	Exc Award (06/30/2025)															
175077	Changhua Hsien Public Garden	09/03/2024	Active(1)	29	18	9	45.00%	15	1	2	Y					
157192	Nantou County Shan Cheng	01/30/2024	Active	36	4	0	12.50%	37		2	Y			10/2025		\$5,000.00
175076	Nantou County Yu Shan	08/21/2024	Active	36	2	1	2.86%	29	1	1	Y			10/2025		
	Exc Award (06/30/2025)															
Clubs more than two years old																
153287	Changhua County Fenghe Dadi	01/16/2023	Active(1)	32	6	0	23.08%	24		3	Y			10/2025		\$1,000.00
	Exc Award (06/30/2023, 06/30/2025)															
153267	Changhua County Jing Ying	01/16/2023	Active	22	5	1	22.22%	19	4	1	Y			10/2025		\$5,000.00
153275	Changhua County Ru Yuh	01/10/2023	Active	33	6	2	13.79%	34	2	2	Y			10/2025		\$3,000.00
	Exc Award (06/30/2023, 06/30/2025)															
128339	Changhua County Yong Sheng	07/25/2016	Active	33	5	1	13.79%	39	2	2	Y			09/2025		\$2,000.00
	Exc Award (06/30/2020, 06/30/2022, 06/30/2024, 06/30/2025)															
149641	Changhua Dongluoxi	01/19/2022	Active	39	10	0	34.48%	41		0	Y			10/2025		
	Exc Award (06/30/2025)															
54730	CHANGHUA HSIEN CHIN HU	07/07/1993	Active	81	8	0	10.96%	78		2	Y			10/2025		\$2,000.00
	Exc Award (06/30/2020, 06/30/2022, 06/30/2024)															
54515	CHANGHUA HSIEN DA TSUEN	05/25/1993	Active	84	15	0	21.74%	72		1	Y			10/2025		\$1,000.01
	Exc Award (06/30/2017, 06/30/2018, 06/30/2020, 06/30/2022, 06/30/2024, 06/30/2025)															
54354	CHANGHUA HSIEN ERH LIN	04/15/1993	Active	139	11	2	6.92%	129	1	2	Y			10/2025		
	Exc Award (06/30/2016, 06/30/2017, 06/30/2018, 06/30/2020, 06/30/2024, 06/30/2025)															
56690	CHANGHUA HSIEN PU YEN	03/24/1995	Active	67	7	0	11.67%	67		1	Y			10/2025		\$6,000.00
	Exc Award (06/30/2025)															



Club Health Assessment for District 300D 2 through November 2025

			Status	Membership						Reports				Finance		LCIF	
Club Number	Club Name	Charter Date	Times in Status Quo in Past 2 Years	Current Member Count **	YTD Members Added	YTD Members Dropped	YTD Net Growth% ***	Member Count 1 Year Ago	Dropped Members Avg.Length of Service	Months Since Membership Update	Current Officers Reported ****	Current President Repeated Term	VP Reported *****	Last Date Reported Service (mm/yyyy)	Account Balance	YTD Donations	
57057	CHANGHUA HSIEN RU LIN	06/12/1995	Active	35	3	0	9.38%	53		3	Y			10/2025	90+ Days		
	Exc Award (06/30/2016, 06/30/2020, 06/30/2022, 06/30/2024)																
44090	CHANGHUA HSIEN SHIH HU	06/30/1984	Status Quo(1)	6	0	10	-62.50%	23	15	3	N	2		01/2025			
58360	CHANGHUA HSIEN TSU EN	05/28/1996	Active	71	5	0	7.58%	69		0	Y			10/2025		\$5,000.00	
	Exc Award (06/30/2020, 06/30/2022, 06/30/2025)																
141550	Changhua Jie Lin	05/29/2020	Active	107	57	0	114.00%	50		3	Y			10/2025		\$1,000.00	
141517	Changhua Pu Qing	04/29/2020	Active	10	0	1	-9.09%	11	0	0	Y			09/2022			
38089	CHANGHUA SEVEN STAR	02/04/1980	Active	37	3	0	8.82%	40		3	Y			11/2025		\$3,000.00	
	Exc Award (06/30/2016, 06/30/2017, 06/30/2018, 06/30/2022, 06/30/2024)																
141482	Changhua Sheng Xin	04/28/2020	Active	49	6	0	13.95%	43		1	Y			10/2025		\$3,000.00	
	Exc Award (06/30/2022, 06/30/2025)																
148885	Changhua Wuji	11/04/2021	Active	32	3	0	10.34%	29		1	Y			10/2025			
	Exc Award (06/30/2024)																
64363	CHING SHUI YEN	06/04/2001	Active	18	1	4	-14.29%	33	1	0	Y			10/2025			
109612	ERH LIN SHIH FANG	11/03/2010	Active	28	0	0	0.00%	34		5	N			10/2025		\$1,000.00	
	Exc Award (06/30/2016, 06/30/2017, 06/30/2024)																
37714	JWU SHAN L C	11/07/1979	Active	23	0	0	0.00%	18		3	Y			09/2025		\$2,000.00	
	Exc Award (06/30/2018, 06/30/2020, 06/30/2025)																
110181	NA LU WAN	01/26/2011	Active	47	9	0	23.68%	38		1	Y			10/2025			
	Exc Award (06/30/2022, 06/30/2024, 06/30/2025)																
23393	NAN TOU	06/14/1972	Active	22	6	0	37.50%	11		2	Y			09/2025			
	Exc Award (06/30/2016, 06/30/2017)																
54145	NAN TOU HSIEN CHI CHI	02/24/1993	Active	15	9	0	150.00%	15		0	Y	2		03/2020			
	Exc Award (06/30/2016, 06/30/2020, 06/30/2024)																
47886	NAN TOU HSIEN CHIEN SHAN	11/18/1987	Active	34	7	0	25.93%	27		2	Y			09/2025		\$1,000.00	
	Exc Award (06/30/2019, 06/30/2025)																
99193	NAN TOU HSIEN LU KU	04/23/2007	Active	28	0	0	0.00%	25		3	Y			09/2025			
	Exc Award (06/30/2020, 06/30/2024)																



Club Health Assessment for District 300D 2 through November 2025

			Status	Membership						Reports				Finance	LCIF	
Club Number	Club Name	Charter Date	Times in Status Quo in Past 2 Years	Current Member Count **	YTD Members Added	YTD Members Dropped	YTD Net Growth% ***	Member Count 1 Year Ago	Dropped Members Avg.Length of Service	Months Since Membership Update	Current Officers Reported ****	Current President Repeated Term	VP Reported *****	Last Date Reported Service (mm/yyyy)	Account Balance	YTD Donations
53916	NAN TOU HSIEN SHOEI SHIOW Exc Award (06/30/2018, 06/30/2024, 06/30/2025)	12/21/1992	Active	41	2	4	-4.65%	40	4	3	Y		N	11/2025		\$1,000.00
115355	NAN TOU TSAO HSIEH TUN Exc Award (06/30/2017, 06/30/2020, 06/30/2022)	10/28/2011	Active	61	8	1	12.96%	61	22	1	Y			10/2025		\$8,000.01
152878	Nantou County Bai Ye Xing	10/27/2022	Active	10	0	0	0.00%	10		16	Y	2				
121264	Nantou County Pine Ridge Exc Award (06/30/2023)	01/28/2014	Active	38	5	1	11.76%	36	8	2	Y			10/2025		
153303	Nantou County Yong Peng Exc Award (06/30/2023)	01/16/2023	Active	11	0	0	0.00%	11		5	Y			09/2025		
149267	Nantou Shuyu Exc Award (06/30/2024, 06/30/2025)	12/15/2021	Active	31	1	0	3.33%	30		2	Y			10/2025		
32023	PULI L C Exc Award (06/30/2016, 06/30/2017, 06/30/2018, 06/30/2019, 06/30/2024)	04/06/1976	Active	49	8	0	19.51%	42		3	Y			10/2025		
152884	Qiancheng	10/31/2022	Active(1)	10	0	0	0.00%	10		19	Y	2				
49456	SHUI LI NAN TOU HSIEN Exc Award (06/30/2018, 06/30/2022, 06/30/2023)	04/27/1989	Active	25	0	0	0.00%	26		5	Y	2		04/2022		
87775	WU SHE Exc Award (06/30/2016, 06/30/2017)	04/12/2005	Active	20	0	0	0.00%	21		3	Y			10/2025		
117522	YUAN CHING Exc Award (06/30/2016, 06/30/2017, 06/30/2019)	09/12/2012	Active	54	0	0	0.00%	52		3	Y			10/2025		
23467	YUAN LIN Exc Award (06/30/2016, 06/30/2018, 06/30/2020, 06/30/2022, 06/30/2025)	10/13/1968	Active	151	15	6	6.34%	152	12	0	Y			10/2025		\$1,000.00
54518	YUAN LIN CHINN LONG Exc Award (06/30/2017, 06/30/2018, 06/30/2020)	05/25/1993	Active	29	1	0	3.57%	32		3	Y			10/2025		\$1,000.00



Club Health Assessment for District 300D 2 through November 2025

Club Number		Club Name		Charter Date		Status						Membership					Reports				Finance		LCIF
						Times in Status Quo in Past 2 Years		Current Member Count **	YTD Members Added	YTD Members Dropped	YTD Net Growth***	Member Count 1 Year Ago	Dropped Members Avg.Length of Service	Months Since Membership Update	Current Officers Reported ****	Current President Repeated Term	VP Reported *****	Last Date Reported Service (mm/yyyy)	Account Balance	YTD Donations			
Current Total Clubs Count	YTD New Clubs Count	YTD Cancelled Clubs Count	YTD Net Club Gain	Current Total Members Count	YTD Add	YTD Drop	YTD Net Growth	YTD Net Growth %	Member Count 12 Months Ago	Average Member Count Per Club	% of Clubs with less than 20 members	% No Officer Report in 12 Months	% of Clubs with balance 90+ days	Number of Clubs in Status Quo	% Status Quo Clubs in Financial Suspension	Number of Cancelled Clubs	Average Cancelled Club Age	Members Lost Due to Cancellation	% of Clubs Cancelled for Non-Financial Reasons				
43	0	0	0	1,785	254	51	203	12.83%	1,679	42	16%	0%	2%	1	100%	0	0	0	0%				

* - P - Priority Club. Cancellation Reasons: 1-Objectives/conduct, 2-Non-active club, 5-Non-existing club, 6-Disbanding, 7-Merger, 8-Financial Suspension, 9-District/Multiple District Dues.
** Red denotes below 15 active members.
*** Red denotes 20% + loss.
**** Y - all 3 (President, Secretary, Treasurer) club officers reported, N - not all 3 reported.
***** Abbreviation: N-New, IP-Immediate Past, R-Repeat.



Club Health Assessment for District 300E 1 through November 2025

			Status		Membership					Reports				Finance		LCIF
Club Number	Club Name	Charter Date	Times in Status Quo in Past 2 Years	Current Member Count **	YTD Members Added	YTD Members Dropped	YTD Net Growth% ***	Member Count 1 Year Ago	Dropped Members Avg.Length of Service	Months Since Membership Update	Current Officers Reported ****	Current President Repeated Term	VP Reported *****	Last Date Reported Service (mm/yyyy)	Account Balance	YTD Donations
Clubs less than two years old																
157362	Chiayi Chia Da	03/05/2024	Active	22	13	1	120.00%	34	1	3	Y					\$10,000.00
180799	Chiayi Loong Men	02/14/2025	Active	28	3	0	12.00%	0		1	Y	2				\$25,000.00
157294	Tainan City Formosa Korean Culture Exc Award (06/30/2025)	02/07/2024	Active	22	3	4	-4.35%	22	2	4	Y			04/2025		\$3,000.00
171866	Tainan Formosa Beauty Industry Elite Exc Award (06/30/2025)	06/13/2024	Active	33	8	0	32.00%	30		2	Y			11/2025		\$1,000.00
157730	Tainan Gold Ding Exc Award (06/30/2025)	03/19/2024	Active	40	2	1	2.56%	43	1	1	Y			10/2025		\$7,000.00
Clubs more than two years old																
23364	CHIAYI Exc Award (06/30/2017, 06/30/2018, 06/30/2019, 06/30/2020, 06/30/2021, 06/30/2024)	05/22/1960	Active	80	2	1	1.27%	84	15	1	Y			12/2022		\$2,000.00
40269	CHIAYI A LI SHAN Exc Award (06/30/2017, 06/30/2018, 06/30/2020, 06/30/2021, 06/30/2024)	07/21/1981	Active	68	3	0	4.62%	71		4	Y			01/2024		\$21,000.00
130605	Chiayi Chia Chung Exc Award (06/30/2020, 06/30/2022, 06/30/2024, 06/30/2025)	03/31/2017	Active	24	6	2	20.00%	26	2	1	Y			02/2024		\$3,000.00
47997	CHIAYI CHIA FONG Exc Award (06/30/2016, 06/30/2018, 06/30/2020, 06/30/2022, 06/30/2023, 06/30/2024)	12/28/1987	Active	80	6	1	6.67%	79	0	4	Y			10/2023		\$8,000.00
66580	CHIAYI CHIA HWA Exc Award (06/30/2016, 06/30/2020, 06/30/2021, 06/30/2024)	08/27/2002	Active	26	10	5	23.81%	25	3	1	Y			11/2025		\$3,000.00
48270	CHIAYI CHIA NEU Exc Award (06/30/2016, 06/30/2019, 06/30/2020, 06/30/2022, 06/30/2025)	03/11/1988	Active	51	7	0	15.91%	46		1	Y			03/2023		\$17,000.00
47441	CHIAYI CHIA TAI Exc Award (06/30/2016, 06/30/2017, 06/30/2018, 06/30/2019, 06/30/2020, 06/30/2021)	06/05/1987	Active	69	31	2	72.50%	48	30	0	Y			03/2025		\$7,000.00



Club Health Assessment for District 300E 1 through November 2025

			Status	Membership						Reports				Finance	LCIF	
Club Number	Club Name	Charter Date	Times in Status Quo in Past 2 Years	Current Member Count **	YTD Members Added	YTD Members Dropped	YTD Net Growth% ***	Member Count 1 Year Ago	Dropped Members Avg.Length of Service	Months Since Membership Update	Current Officers Reported ****	Current President Repeated Term	VP Reported *****	Last Date Reported Service (mm/yyyy)	Account Balance	YTD Donations
56587	CHIAYI HSIEN SHING KONG	02/28/1995	Active	32	4	1	10.34%	31	3	2	Y			09/2025		\$3,000.00
	Exc Award (06/30/2017, 06/30/2019, 06/30/2023)															
48271	CHIAYI HUI LAN	03/11/1988	Active	35	2	0	6.06%	37		2	Y			02/2022		\$9,000.00
	Exc Award (06/30/2016, 06/30/2019, 06/30/2023, 06/30/2024)															
84051	CHIAYI JEN SHAN MEI	08/17/2004	Active	30	12	2	50.00%	25	12	0	Y			07/2025		\$5,000.00
	Exc Award (06/30/2017, 06/30/2018, 06/30/2019, 06/30/2020, 06/30/2021, 06/30/2023)															
43917	CHIAYI LAN TAN	05/21/1984	Active	48	1	0	2.13%	49		3	Y			12/2021		\$7,000.00
	Exc Award (06/30/2016, 06/30/2019, 06/30/2021, 06/30/2022, 06/30/2023)															
78505	CHIAYI PEI HUI	03/18/2004	Active	32	3	1	6.67%	32	7	2	Y			01/2025		\$9,000.00
	Exc Award (06/30/2018, 06/30/2019, 06/30/2020, 06/30/2021, 06/30/2025)															
151834	Chiayi Sincerity	08/02/2022	Active	17	4	0	30.77%	17		2	Y			11/2023		\$1,000.00
64819	CHIAYI TAO CHENG	12/04/2001	Active	31	7	0	29.17%	29		3	Y			02/2025		\$2,000.00
	Exc Award (06/30/2016, 06/30/2017, 06/30/2018, 06/30/2020, 06/30/2021)															
30210	CHIAYI WU FONG	02/05/1975	Active	61	7	0	12.96%	57		4	Y			11/2024		\$8,000.00
	Exc Award (06/30/2016, 06/30/2018, 06/30/2020, 06/30/2021)															
68741	CHIAYI YI HWA	05/12/2003	Active	38	4	0	11.76%	39		3	Y			10/2022	90+ Days	\$3,000.00
	Exc Award (06/30/2016, 06/30/2019, 06/30/2020, 06/30/2021, 06/30/2023, 06/30/2024)															
54861	CHIAYI YUH SHAN	09/09/1993	Active	64	9	1	14.29%	64	2	1	Y			09/2025		\$14,000.00
	Exc Award (06/30/2017, 06/30/2018, 06/30/2019, 06/30/2020, 06/30/2021, 06/30/2023, 06/30/2024, 06/30/2025)															
85925	MAILIAO	03/21/2005	Active	45	5	0	12.50%	43		3	Y			08/2022		\$13,000.00
	Exc Award (06/30/2016, 06/30/2017, 06/30/2018, 06/30/2019, 06/30/2020, 06/30/2021, 06/30/2023)															
23394	PEIKANG	03/20/1967	Active	53	5	2	6.00%	55	4	0	Y			09/2025		\$7,000.00
	Exc Award (06/30/2016, 06/30/2018, 06/30/2021, 06/30/2023, 06/30/2024)															
35232	PU TZU	03/31/1978	Active	29	15	0	107.14%	20		3	Y			10/2024		\$2,000.00



Club Health Assessment for District 300E 1 through November 2025

			Status	Membership					Reports				Finance	LCIF		
Club Number	Club Name	Charter Date	Times in Status Quo in Past 2 Years	Current Member Count **	YTD Members Added	YTD Members Dropped	YTD Net Growth% ***	Member Count 1 Year Ago	Dropped Members Avg.Length of Service	Months Since Membership Update	Current Officers Reported ****	Current President Repeated Term	VP Reported *****	Last Date Reported Service (mm/yyyy)	Account Balance	YTD Donations
Exc Award (06/30/2016, 06/30/2019, 06/30/2020, 06/30/2021, 06/30/2023)																
56467	TAI HSI	01/25/1995	Active	40	3	0	8.11%	43		4	Y			04/2025		\$12,000.00
Exc Award (06/30/2016, 06/30/2018, 06/30/2020, 06/30/2023)																
53480	TAINAN AN NAN	07/01/1992	Active	56	6	2	7.69%	53	17	2	Y			10/2024		\$13,000.00
Exc Award (06/30/2016, 06/30/2020, 06/30/2021, 06/30/2022, 06/30/2023, 06/30/2025)																
30289	TAINAN CAPITAL	02/24/1975	Active	32	3	1	6.67%	34	16	3	Y			03/2022		\$6,000.00
Exc Award (06/30/2016, 06/30/2017, 06/30/2018, 06/30/2020, 06/30/2024)																
23416	TAINAN CENTRAL	03/18/1970	Active	32	1	2	-3.03%	37	10	0	Y			11/2025		\$1,000.00
Exc Award (06/30/2016, 06/30/2020, 06/30/2023, 06/30/2024)																
23417	TAINAN CHENG KUNG	11/15/1963	Active	29	1	3	-6.45%	28	7	2	N			01/2025		
Exc Award (06/30/2017, 06/30/2018, 06/30/2021, 06/30/2024)																
62717	TAINAN CHI HSIANG	01/18/2000	Active	28	2	1	3.70%	34	7	3	Y			05/2023		\$1,000.00
Exc Award (06/30/2016, 06/30/2017, 06/30/2018, 06/30/2021, 06/30/2024)																
41390	TAINAN CHIA LI	05/11/1982	Active	38	5	0	15.15%	36		3	Y			03/2025		\$4,000.00
Exc Award (06/30/2016, 06/30/2017, 06/30/2019, 06/30/2021, 06/30/2022)																
30116	TAINAN CHIH KAN	01/06/1975	Active	34	3	2	3.03%	36	29	0	Y			04/2023		\$5,000.00
Exc Award (06/30/2017, 06/30/2021, 06/30/2024)																
39076	TAINAN CHIN CHENG	11/05/1980	Active	32	6	0	23.08%	30		1	Y			08/2024		\$4,000.00
Exc Award (06/30/2017, 06/30/2019, 06/30/2022, 06/30/2024)																
48187	TAINAN CHUEN HUEI	02/15/1988	Active	20	4	1	17.65%	22	45	1	Y			01/2023		\$2,000.00
Exc Award (06/30/2016, 06/30/2018, 06/30/2021, 06/30/2022, 06/30/2025)																
54862	TAINAN CHUN WANG	09/09/1993	Active	33	5	1	13.79%	29	1	3	Y			12/2022		\$4,000.00
Exc Award (06/30/2017, 06/30/2019, 06/30/2022, 06/30/2025)																
54219	TAINAN CHUN YING	03/11/1993	Active	18	1	0	5.88%	23		4	Y			08/2025		\$3,000.00
Exc Award (06/30/2016, 06/30/2017, 06/30/2018, 06/30/2023, 06/30/2024)																



Club Health Assessment for District 300E 1 through November 2025

			Status	Membership						Reports				Finance	LCIF	
Club Number	Club Name	Charter Date	Times in Status Quo in Past 2 Years	Current Member Count **	YTD Members Added	YTD Members Dropped	YTD Net Growth% ***	Member Count 1 Year Ago	Dropped Members Avg.Length of Service	Months Since Membership Update	Current Officers Reported ****	Current President Repeated Term	VP Reported *****	Last Date Reported Service (mm/yyyy)	Account Balance	YTD Donations
38708	TAINAN CHUNG CHENG	06/26/1980	Active	23	4	1	15.00%	23	0	0	Y			12/2021		\$3,000.00
	Exc Award (06/30/2018, 06/30/2020, 06/30/2021, 06/30/2023)															
37182	TAINAN CHUNG SHAN	05/24/1979	Active	46	6	1	12.20%	43	8	0	Y			12/2024		\$21,000.00
	Exc Award (06/30/2016, 06/30/2018, 06/30/2019, 06/30/2021, 06/30/2022, 06/30/2024)															
32668	TAINAN DOWNTOWN	08/09/1976	Active	23	10	1	64.29%	23	1	0	Y			06/2025		\$2,000.00
	Exc Award (06/30/2016, 06/30/2017, 06/30/2018, 06/30/2019, 06/30/2021, 06/30/2023)															
109146	TAINAN ETERNITY	09/01/2010	Active	34	3	0	9.68%	31		2	Y			05/2025		\$5,000.00
	Exc Award (06/30/2019, 06/30/2021, 06/30/2022, 06/30/2023, 06/30/2024)															
23415	TAINAN FIRST	01/28/1959	Active	61	5	1	7.02%	61	3	0	Y			12/2024		\$12,000.00
	Exc Award (06/30/2016, 06/30/2017, 06/30/2020, 06/30/2022, 06/30/2025)															
23418	TAINAN FU CHENG	10/19/1973	Active	33	1	0	3.13%	33		3	Y			09/2024		\$10,000.00
	Exc Award (06/30/2016, 06/30/2017, 06/30/2018, 06/30/2020, 06/30/2021, 06/30/2023, 06/30/2024)															
23419	TAINAN HSIEN	06/01/1966	Active	64	5	3	3.23%	66	11	1	Y			01/2024		\$10,000.00
	Exc Award (06/30/2016, 06/30/2019, 06/30/2021, 06/30/2023, 06/30/2024)															
56977	TAINAN HSIN FENG	05/17/1995	Active	44	1	1	0.00%	45	11	4	Y			11/2023		\$18,000.00
	Exc Award (06/30/2016, 06/30/2018, 06/30/2020, 06/30/2022, 06/30/2024)															
50266	TAINAN HSIN FONG	03/01/1990	Active	25	1	0	4.17%	29		3	N	None		03/2022		\$10,000.00
	Exc Award (06/30/2018, 06/30/2020)															
61595	TAINAN HUI CHUN	03/08/1999	Active	20	3	5	-9.09%	22	8	0	Y			11/2024		\$3,000.00
	Exc Award (06/30/2016, 06/30/2017, 06/30/2019, 06/30/2025)															
51999	TAINAN JEN SHANN MEEI	09/09/1991	Active	26	3	4	-3.70%	29	2	3	Y			12/2021		\$6,000.00
	Exc Award (06/30/2016, 06/30/2018, 06/30/2021, 06/30/2022, 06/30/2023, 06/30/2024)															
36501	TAINAN JEN-AI	01/05/1979	Active	28	5	1	16.67%	28	1	0	Y			03/2022		\$2,000.00
	Exc Award (06/30/2016, 06/30/2017, 06/30/2018, 06/30/2023, 06/30/2024)															



Club Health Assessment for District 300E 1 through November 2025

			Status	Membership						Reports				Finance	LCIF	
Club Number	Club Name	Charter Date	Times in Status Quo in Past 2 Years	Current Member Count **	YTD Members Added	YTD Members Dropped	YTD Net Growth% ***	Member Count 1 Year Ago	Dropped Members Avg.Length of Service	Months Since Membership Update	Current Officers Reported ****	Current President Repeated Term	VP Reported *****	Last Date Reported Service (mm/yyyy)	Account Balance	YTD Donations
61755	TAINAN KUEI JEN	04/05/1999	Active	39	1	1	0.00%	44	23	4	Y			03/2023		\$5,000.00
	Exc Award (06/30/2016, 06/30/2017, 06/30/2019, 06/30/2021, 06/30/2023, 06/30/2025)															
132226	Tainan Love Taiwan	07/19/2017	Active	20	1	1	0.00%	20	1	3	N			10/2024		\$3,000.00
	Exc Award (06/30/2021, 06/30/2025)															
43387	TAINAN LUNG HSING	01/17/1984	Active	38	0	2	-5.00%	39	17	3	Y			11/2025		\$5,000.00
	Exc Award (06/30/2016, 06/30/2017, 06/30/2021, 06/30/2022, 06/30/2024)															
55703	TAINAN MA DOW	05/11/1994	Active	23	1	0	4.55%	23		4	Y			11/2022		\$7,000.00
	Exc Award (06/30/2016, 06/30/2022, 06/30/2024)															
33897	TAINAN METROPOLIS	05/06/1977	Active	32	4	0	14.29%	28		0	Y			07/2022		\$5,000.00
	Exc Award (06/30/2016, 06/30/2017, 06/30/2020, 06/30/2021)															
43918	TAINAN MING JEN	05/22/1984	Active	33	2	0	6.45%	35		3	Y			08/2025		\$3,000.00
	Exc Award (06/30/2018, 06/30/2023, 06/30/2025)															
48188	TAINAN NAN FONG	02/22/1988	Active	52	16	0	44.44%	69		0	Y			10/2024		\$17,000.00
	Exc Award (06/30/2018, 06/30/2020, 06/30/2022, 06/30/2024)															
55569	TAINAN NAN YING	04/14/1994	Active	44	2	0	4.76%	39		3	Y			11/2022		\$9,000.00
	Exc Award (06/30/2016, 06/30/2018, 06/30/2020, 06/30/2021, 06/30/2022, 06/30/2023)															
101547	TAINAN NAN YINNG	03/12/2008	Active	22	2	0	10.00%	19		2	Y			10/2024		\$2,000.00
	Exc Award (06/30/2018, 06/30/2020, 06/30/2023, 06/30/2024)															
121731	Tainan Nan-I	03/31/2014	Active	36	3	0	9.09%	34		0	Y			01/2023		\$7,000.00
	Exc Award (06/30/2017, 06/30/2019, 06/30/2022, 06/30/2024)															
67016	TAINAN NANTU	12/06/2002	Active	37	7	0	23.33%	36		0	Y			06/2022		\$17,000.00
	Exc Award (06/30/2017, 06/30/2019, 06/30/2020, 06/30/2021, 06/30/2022, 06/30/2023, 06/30/2024)															
54731	TAINAN PEI MENG	07/08/1993	Active	31	4	1	10.71%	29	2	3	Y			12/2021		\$3,000.00
	Exc Award (06/30/2019, 06/30/2020, 06/30/2021, 06/30/2024, 06/30/2025)															
41752	TAINAN PHOENIX	07/20/1982	Active	32	5	1	14.29%	33	1	2	Y			11/2024		\$11,230.00



Club Health Assessment for District 300E 1 through November 2025

			Status	Membership						Reports				Finance	LCIF	
Club Number	Club Name	Charter Date	Times in Status Quo in Past 2 Years	Current Member Count **	YTD Members Added	YTD Members Dropped	YTD Net Growth% ***	Member Count 1 Year Ago	Dropped Members Avg.Length of Service	Months Since Membership Update	Current Officers Reported ****	Current President Repeated Term	VP Reported *****	Last Date Reported Service (mm/yyyy)	Account Balance	YTD Donations
Exc Award (06/30/2016, 06/30/2019, 06/30/2021, 06/30/2023)																
32298	TAINAN PO AI	05/21/1976	Active	53	3	0	6.00%	54		0	Y			10/2024		\$4,000.00
Exc Award (06/30/2016, 06/30/2017, 06/30/2019, 06/30/2020, 06/30/2023, 06/30/2024)																
40672	TAINAN PO JEN	12/31/1981	Active	28	2	2	0.00%	30	4	2	Y			12/2022		\$3,000.00
Exc Award (06/30/2016, 06/30/2018, 06/30/2020, 06/30/2021, 06/30/2022)																
125601	Tainan Prospect	08/11/2015	Active	21	3	0	16.67%	24		2	Y			04/2025		\$3,000.00
Exc Award (06/30/2016, 06/30/2018)																
131204	Tainan Ren-De	06/15/2017	Active	14	2	0	16.67%	17		3	Y			02/2025		
96671	TAINAN RU YIH	03/17/2006	Active	25	11	0	78.57%	22		1	Y			11/2022		\$3,000.00
Exc Award (06/30/2022, 06/30/2023)																
99609	TAINAN SIN HUA	06/19/2007	Active	14	1	1	0.00%	16	2	1	N			01/2019		
Exc Award (06/30/2019, 06/30/2021, 06/30/2024)																
99501	TAINAN SIN SHIH	05/29/2007	Active	22	2	0	10.00%	21		2	Y			12/2022		\$5,000.00
Exc Award (06/30/2016, 06/30/2017, 06/30/2023)																
137088	Tainan Tapani	01/02/2019	Active	28	6	0	27.27%	26		0	Y			11/2024		\$3,000.00
Exc Award (06/30/2023, 06/30/2024)																
51714	TAINAN TZU CHIANG	05/23/1991	Active	36	4	1	9.09%	37	3	0	Y			01/2022		\$5,000.00
Exc Award (06/30/2016, 06/30/2017, 06/30/2020, 06/30/2023)																
49213	TAINAN UNION	02/14/1989	Active	60	10	0	20.00%	66		0	Y			06/2025		\$22,000.00
Exc Award (06/30/2018, 06/30/2021, 06/30/2022, 06/30/2023, 06/30/2024)																
23420	TAINAN WEST	01/25/1969	Active	29	0	1	-3.33%	35	2	4	Y			12/2022		\$2,000.00
Exc Award (06/30/2019, 06/30/2020, 06/30/2023)																
103645	TAINAN XIANG YANG	09/18/2008	Active	15	3	1	15.38%	16	1	0	Y			12/2022		
Exc Award (06/30/2019, 06/30/2020, 06/30/2021, 06/30/2023)																
23421	TAINAN YEN PIN	04/18/1970	Active	37	6	0	19.35%	33		2	Y			11/2024		\$19,000.00
Exc Award (06/30/2016, 06/30/2017, 06/30/2019, 06/30/2022, 06/30/2023, 06/30/2024, 06/30/2025)																



Club Health Assessment for District 300E 1 through November 2025

			Status	Membership						Reports				Finance	LCIF	
Club Number	Club Name	Charter Date	Times in Status Quo in Past 2 Years	Current Member Count **	YTD Members Added	YTD Members Dropped	YTD Net Growth% ***	Member Count 1 Year Ago	Dropped Members Avg.Length of Service	Months Since Membership Update	Current Officers Reported ****	Current President Repeated Term	VP Reported *****	Last Date Reported Service (mm/yyyy)	Account Balance	YTD Donations
56006	TAINAN YEN SHUI	07/19/1994	Active	51	1	1	0.00%	52	2	0	Y			03/2022		\$4,000.00
	Exc Award (06/30/2017, 06/30/2019, 06/30/2020, 06/30/2021, 06/30/2022, 06/30/2023, 06/30/2024)															
34992	TAINAN YUNG KANG	01/16/1978	Active	51	2	0	4.08%	48		3	Y			09/2024		\$20,000.00
	Exc Award (06/30/2016, 06/30/2017, 06/30/2021, 06/30/2022, 06/30/2023)															
48125	TAINAN YUNG MEI	02/01/1988	Active	33	3	0	10.00%	32		0	Y			01/2025		\$4,000.00
	Exc Award (06/30/2016, 06/30/2017, 06/30/2020, 06/30/2021)															
34552	THE CENTRAL OF TAINAN HSIEN	10/20/1977	Active	52	1	1	0.00%	59	1	4	Y			09/2024		\$3,000.00
	Exc Award (06/30/2019, 06/30/2020, 06/30/2022, 06/30/2023, 06/30/2024)															
42582	TOUNAN	04/11/1983	Active	36	13	0	56.52%	34		0	Y			10/2024		\$6,000.00
	Exc Award (06/30/2017, 06/30/2018, 06/30/2019)															
23470	YUNLIN	06/15/1963	Active	42	2	3	-2.33%	44	16	1	Y			10/2024		\$5,000.00
	Exc Award (06/30/2017, 06/30/2020, 06/30/2022, 06/30/2023, 06/30/2025)															
152235	Yunlin Formosa Holistic Aromatherapy	08/18/2022	Active	16	3	0	23.08%	29		1	Y			10/2024		\$3,000.00
59903	YUNLIN HSIEN ERG LUN	08/14/1997	Active	36	3	1	5.88%	34	0	2	Y			03/2025		\$1,000.00
	Exc Award (06/30/2018, 06/30/2020, 06/30/2021, 06/30/2022, 06/30/2024)															
56300	YUNLIN HSIEN HSI LO	12/05/1994	Active	45	3	0	7.14%	50		1	Y			04/2025		\$3,000.00
	Exc Award (06/30/2016, 06/30/2017, 06/30/2021, 06/30/2022)															
49422	YUNLIN HSIEN HU NEU	04/19/1989	Active	47	5	0	11.90%	42		2	Y			10/2025		\$15,000.00
	Exc Award (06/30/2018, 06/30/2019, 06/30/2020, 06/30/2021)															
39451	YUNLIN HSIEN HU WEI	02/04/1981	Active	41	2	0	5.13%	42		2	Y			10/2025		\$5,000.00
	Exc Award (06/30/2018, 06/30/2023)															
47998	YUNLIN HSIEN KO HU	12/21/1987	Active	21	1	0	5.00%	22		3	Y			01/2019		\$4,000.00
	Exc Award (06/30/2016, 06/30/2020, 06/30/2023, 06/30/2024)															
58151	YUNLIN HSIEN LUAN BEY	04/18/1996	Active	51	1	0	2.00%	52		3	Y			05/2025		\$5,000.00
	Exc Award (06/30/2019, 06/30/2020, 06/30/2021, 06/30/2022, 06/30/2023)															



Club Health Assessment for District 300E 1 through November 2025

INTERNATIONAL

			Status	Membership						Reports				Finance	LCIF	
Club Number	Club Name	Charter Date	Times in Status Quo in Past 2 Years	Current Member Count **	YTD Members Added	YTD Members Dropped	YTD Net Growth% ***	Member Count 1 Year Ago	Dropped Members Avg.Length of Service	Months Since Membership Update	Current Officers Reported ****	Current President Repeated Term	VP Reported *****	Last Date Reported Service (mm/yyyy)	Account Balance	YTD Donations
50425	YUNLIN HSIEN NAN HUI	04/17/1990	Active	28	7	0	33.33%	25		2	Y			09/2025		\$4,000.00
	Exc Award (06/30/2017, 06/30/2018, 06/30/2024, 06/30/2025)															
48625	YUNLIN HSIEN PEI ING	05/23/1988	Active	43	0	7	-14.00%	48	6	1	Y			12/2024		\$14,000.00
	Exc Award (06/30/2017, 06/30/2018, 06/30/2020, 06/30/2022, 06/30/2023, 06/30/2024, 06/30/2025)															
54788	YUNLIN HSIEN SHUI LIN	07/23/1993	Active	18	6	2	28.57%	16	1	3	Y			09/2024		
	Exc Award (06/30/2019, 06/30/2020, 06/30/2023, 06/30/2025)															
47999	YUNLIN HSIEN TO KO	12/21/1987	Active	6	0	0	0.00%	6		22	N	None		01/2019		
	Exc Award (06/30/2016, 06/30/2018)															
59598	YUNLIN HSIEN TOU LIU	05/29/1997	Active	66	4	1	4.76%	66	13	1	Y			10/2025		\$12,000.00
	Exc Award (06/30/2016, 06/30/2018, 06/30/2019, 06/30/2021, 06/30/2022)															
60219	YUNLIN HSIEN TUNG HSIN	12/23/1997	Active	40	2	0	5.26%	38		3	Y			05/2025		\$1,000.00
	Exc Award (06/30/2017, 06/30/2018, 06/30/2019, 06/30/2021, 06/30/2024)															
53111	YUNLIN HSIEN YUN FONG	05/18/1992	Active	59	6	0	11.32%	55		3	Y			11/2024		\$5,000.00
	Exc Award (06/30/2016, 06/30/2017, 06/30/2021, 06/30/2022, 06/30/2023, 06/30/2024)															

Clubs Cancelled Previous Fiscal Year – Clubs Cancelled within last 12 months may be reinstated

Club Number	Club Name	Charter Date	Current Status*	Cancellation Date
156811	Chiayi Summit	12/14/2023	Cancelled(6*)	06/29/2025

Current Total Clubs Count	YTD New Clubs Count	YTD Cancelled Clubs Count	YTD Net Club Gain	Current Total Members Count	YTD Add	YTD Drop	YTD Net Growth	YTD Net Growth %	Member Count 12 Months Ago	Average Member Count Per Club	% of Clubs with less than 20 members	% No Officer Report in 12 Months	% of Clubs with balance 90+ days	Number of Clubs in Status Quo	% Status Quo Clubs in Financial Suspension	Number of Cancelled Clubs	Average Cancelled Club Age	Members Lost Due to Cancellation	% of Clubs Cancelled for Non-Financial Reasons
95	0	0	0	3,480	425	83	342	10.90%	3,483	37	8%	2%	1%	0	0%	0	0	0	0%

* - P - Priority Club. Cancellation Reasons: 1-Objectives/conduct, 2-Non-active club, 5-Non-existing club, 6-Disbanding, 7-Merger, 8-Financial Suspension, 9-District/Multiple District Dues.

** Red denotes below 15 active members.

*** Red denotes 20% + loss.

**** Y - all 3 (President, Secretary, Treasurer) club officers reported, N - not all 3 reported.

***** Abbreviation: N-New, IP-Immediate Past, R-Repeat.



Club Health Assessment for District 300E 2 through November 2025

			Status	Membership					Reports				Finance		LCIF															
Club Number	Club Name	Charter Date	Times in Status Quo in Past 2 Years	Current Member Count **	YTD Members Added	YTD Members Dropped	YTD Net Growth% ***	Member Count 1 Year Ago	Dropped Members Avg.Length of Service	Months Since Membership Update	Current Officers Reported ****	Current President Repeated Term	VP Reported *****	Last Date Reported Service (mm/yyyy)	Account Balance	YTD Donations														
Clubs less than two years old																														
174989	Kaohsiung City Lu Lei	08/12/2024															Active	34	7	0	25.93%	35	4	Y	2				\$1,000.00	
187803	Kaohsiung City Mei Nung	08/01/2025															Active	30	30	0	100.00%	0	3	Y					\$4,000.00	
189414	Pingtung Hsiao Liuqiu	08/27/2025															Active	30	30	0	100.00%	0	2	Y			11/2025			
190175	Pingtung Hsin Yueh	09/22/2025	Newly Chartered	30	32	2	100.00%	0	0	0	Y																			
Clubs more than two years old																														
23362	CHAO CHOU	11/06/1968															Active	37	6	1	15.63%	32	2	0	Y			08/2022		\$4,000.00
	Exc Award (06/30/2016, 06/30/2019, 06/30/2024, 06/30/2025)																													
23363	CHI SHAN L C	05/11/1969															Active	26	3	1	8.33%	26	0	3	Y			12/2023		\$3,000.00
	Exc Award (06/03/2016, 06/30/2017, 06/30/2018, 06/30/2023, 06/30/2024)																													
46219	FANG LIAO	05/21/1986															Active	36	3	0	9.09%	32		4	Y			09/2025		\$17,000.02
	Exc Award (06/30/2018, 06/30/2019, 06/30/2020, 06/30/2021, 06/30/2025)																													
132811	Kaohsiung City Cathay	10/13/2017															Active	30	10	0	50.00%	26		3	Y			07/2022		\$2,000.00
	Exc Award (06/30/2018, 06/30/2020, 06/30/2024)																													
43386	KAOHSIUNG CITY CHENG CHING LAKE	01/17/1984															Active	28	0	1	-3.45%	30	6	0	Y			05/2023		\$10,000.00
	Exc Award (06/30/2018, 06/30/2019, 06/30/2020, 06/30/2022)																													
151822	Kaohsiung City Chun Ying	07/22/2022															Active	53	9	0	20.45%	61		0	Y			04/2025		\$13,000.00
	Exc Award (06/30/2023, 06/30/2024)																													
147521	KAOHSIUNG CITY DA FA	07/08/2021	Active	30	10	0	50.00%	25		2	Y			07/2023		\$3,000.01														
	Exc Award (06/30/2022)																													
62776	KAOHSIUNG CITY FENG HSI	02/03/2000	Active	47	5	0	11.90%	46		1	Y			02/2023		\$66,000.26														
	Exc Award (06/30/2016, 06/30/2017, 06/30/2019, 06/30/2020, 06/30/2021, 06/30/2022, 06/30/2024)																													
23368	KAOHSIUNG CITY FENG SHAN	04/01/1969	Active	33	8	0	32.00%	33		1	Y			11/2021		\$14,000.00														
	Exc Award (06/30/2017, 06/30/2018, 06/30/2019, 06/30/2020, 06/30/2022, 06/30/2024)																													



Club Health Assessment for District 300E 2 through November 2025

			Status	Membership					Reports				Finance	LCIF		
Club Number	Club Name	Charter Date	Times in Status Quo in Past 2 Years	Current Member Count **	YTD Members Added	YTD Members Dropped	YTD Net Growth% ***	Member Count 1 Year Ago	Dropped Members Avg.Length of Service	Months Since Membership Update	Current Officers Reported ****	Current President Repeated Term	VP Reported *****	Last Date Reported Service (mm/yyyy)	Account Balance	YTD Donations
53478	KAOHSIUNG CITY FENG YI Exc Award (06/30/2016, 06/30/2017, 06/30/2020, 06/30/2021, 06/30/2022, 06/30/2023)	07/01/1992	Active	25	0	0	0.00%	26		1	Y			11/2022		\$7,000.00
128441	Kaohsiung City Feng Yu Exc Award (06/30/2019, 06/30/2021, 06/30/2022, 06/30/2023, 06/30/2024)	08/17/2016	Active	43	9	0	26.47%	76		1	Y			11/2022		\$8,000.01
37607	KAOHSIUNG CITY FENGSHAN CHARITY Exc Award (06/30/2017, 06/30/2020, 06/30/2023)	10/04/1979	Active	25	8	1	38.89%	18	0	0	Y			12/2018		\$10,000.02
49458	KAOHSIUNG CITY GRAND Exc Award (06/30/2018, 06/30/2020, 06/30/2025)	04/27/1989	Active	32	1	0	3.23%	29		3	Y			12/2018		\$24,000.03
49901	KAOHSIUNG CITY HSIN ING Exc Award (06/30/2016, 06/30/2018, 06/30/2021, 06/30/2025)	10/18/1989	Active	24	3	0	14.29%	25		3	Y			12/2022		\$4,000.02
66491	KAOHSIUNG CITY HUANG CHIA Exc Award (06/30/2017, 06/30/2019, 06/30/2021, 06/30/2023, 06/30/2025)	07/22/2002	Active	44	6	0	15.79%	49		1	Y			08/2019		\$13,000.00
51561	KAOHSIUNG CITY JEN TA Exc Award (06/30/2017, 06/30/2018, 06/30/2020, 06/30/2021, 06/30/2022, 06/30/2025)	04/19/1991	Active	27	4	1	12.50%	26	4	0	Y			12/2018		\$9,000.01
147835	Kaohsiung City Ju Yi	08/04/2021	Active	17	2	2	0.00%	16	4	2	Y					\$2,000.01
60500	KAOHSIUNG CITY KANG FENG Exc Award (06/30/2016, 06/30/2017, 06/30/2018, 06/30/2019, 06/30/2022, 06/30/2023)	03/17/1998	Active	41	2	0	5.13%	42		3	Y			11/2025		\$23,000.00
23377	KAOHSIUNG CITY KANG SHAN Exc Award (06/30/2020, 06/30/2022, 06/30/2023)	10/18/1969	Active	34	2	0	6.25%	35		4	Y			03/2023		\$6,000.01
48680	KAOHSIUNG CITY KAO FENG Exc Award (06/30/2016, 06/30/2018, 06/30/2021, 06/30/2024)	06/08/1988	Active	19	4	0	26.67%	25		3	Y			09/2022		\$6,000.00
77406	KAOHSIUNG CITY TA KANG SHAN Exc Award (06/30/2016, 06/30/2018, 06/30/2020, 06/30/2023)	07/21/2003	Active	20	1	0	5.26%	17		3	Y			12/2018		\$1,000.00




Club Health Assessment for District 300E 2 through November 2025

			Status	Membership					Reports				Finance		LCIF	
Club Number	Club Name	Charter Date	Times in Status Quo in Past 2 Years	Current Member Count **	YTD Members Added	YTD Members Dropped	YTD Net Growth% ***	Member Count 1 Year Ago	Dropped Members Avg.Length of Service	Months Since Membership Update	Current Officers Reported ****	Current President Repeated Term	VP Reported *****	Last Date Reported Service (mm/yyyy)	Account Balance	YTD Donations
55832	KAOHSIUNG CITY TA SHE	06/15/1994	Active	44	5	0	12.82%	38		2	Y			12/2018		\$14,000.01
	Exc Award (06/30/2016, 06/30/2017, 06/30/2018, 06/30/2019, 06/30/2020, 06/30/2022, 06/30/2025)															
122805	Kaohsiung City Ta Wan	07/22/2014	Active	24	1	0	4.35%	25		1	Y			08/2023		\$4,000.01
	Exc Award (06/30/2021, 06/30/2025)															
139193	Kaohsiung City Tzu Ai	07/11/2019	Active	18	2	4	-10.00%	21	2	0	Y			10/2022		
	Exc Award (06/30/2022, 06/30/2023)															
122093	Kaohsiung Jung Hsin	05/06/2014	Active	36	9	0	33.33%	35		4	Y			12/2023		\$7,000.00
	Exc Award (06/30/2016, 06/30/2018, 06/30/2019, 06/30/2020, 06/30/2022, 06/30/2023)															
139274	Kaohsiung Kang Ta	07/24/2019	Active	34	4	4	0.00%	47	5	3	Y			04/2024		\$10,000.00
	Exc Award (06/30/2021, 06/30/2023)															
51893	KAOHSIUNG KUAN YIN SHAN	07/08/1991	Active	53	1	0	1.92%	59		3	Y			07/2022		\$17,000.07
	Exc Award (06/30/2017, 06/30/2018, 06/30/2019, 06/30/2020, 06/30/2022, 06/30/2024, 06/30/2025)															
46438	KAOHSIUNG LU CHU	06/27/1986	Active	53	4	2	3.92%	56	15	3	Y			12/2018		\$25,000.00
	Exc Award (06/30/2016, 06/30/2017, 06/30/2018, 06/30/2019, 06/30/2020, 06/30/2024)															
23389	LIN PIEN	04/06/1972	Active	34	2	0	6.25%	31		4	Y			11/2023		\$4,000.00
	Exc Award (06/30/2016, 06/30/2017, 06/30/2020, 06/30/2023, 06/30/2025)															
59962	LIN YUAN	09/15/1997	Active	43	11	1	30.30%	42	2	1	Y			12/2018		\$8,000.00
	Exc Award (06/30/2017, 06/30/2018, 06/30/2020, 06/30/2023, 06/30/2024)															
59904	MA KUNG HARBOR	08/07/1997	Active	30	0	0	0.00%	33		5	Y			12/2018		\$3,000.06
	Exc Award (06/30/2019, 06/30/2021, 06/30/2022)															
23396	PENGHU HSIEN L C	11/29/1965	Active	31	6	3	10.71%	28	14	3	Y			12/2018		\$3,000.00
	Exc Award (06/30/2016, 06/30/2017, 06/30/2019, 06/30/2022)															
104180	PENGHU HSIEN MA KUNG	12/18/2008	Active	26	4	1	13.04%	26	5	2	Y	2		12/2018		\$3,000.00
	Exc Award (06/30/2017, 06/30/2019, 06/30/2020, 06/30/2021, 06/30/2022, 06/30/2024)															



Club Health Assessment for District 300E 2 through November 2025

			Status	Membership					Reports					Finance	LCIF	
Club Number	Club Name	Charter Date	Times in Status Quo in Past 2 Years	Current Member Count **	YTD Members Added	YTD Members Dropped	YTD Net Growth% ***	Member Count 1 Year Ago	Dropped Members Avg.Length of Service	Months Since Membership Update	Current Officers Reported ****	Current President Repeated Term	VP Reported *****	Last Date Reported Service (mm/yyyy)	Account Balance	YTD Donations
39075	PENGHU HSIEN WEST ISLAND Exc Award (06/30/2016, 06/30/2018, 06/30/2019, 06/30/2020, 06/30/2023)	11/05/1980	Active	25	4	0	19.05%	31		3	N	2		12/2018		
23397	PINGTUNG Exc Award (06/30/2024)	03/10/1968	Active	41	9	2	20.59%	38	19	3	Y			11/2018		\$4,000.00
101710	PINGTUNG CHANG JUNG Exc Award (06/30/2016, 06/30/2020, 06/30/2022)	04/09/2008	Active	24	0	0	0.00%	29		4	Y			09/2022		\$7,000.00
102033	PINGTUNG CHE CHENG Exc Award (06/30/2016, 06/30/2018, 06/30/2020, 06/30/2021)	05/02/2008	Active	11	5	0	83.33%	11		2	N	None		12/2018		
147543	Pingtung Chiao Tien Exc Award (06/30/2022, 06/30/2024)	07/15/2021	Active	35	1	0	2.94%	36		3	Y					\$2,000.00
155968	Pingtung Chun Pao Exc Award (06/30/2025)	09/12/2023	Active	28	6	0	27.27%	27		3	Y					\$4,000.01
125602	Pingtung County Chao Hsin Exc Award (06/30/2016, 06/30/2021, 06/30/2023)	08/11/2015	Active	20	1	1	0.00%	20	2	1	Y			12/2018		\$2,000.00
133547	Pingtung County Kuan Shan Exc Award (06/30/2020, 06/30/2022)	01/03/2018	Active	20	5	0	33.33%	25		4	Y	2		12/2018		
147566	PINGTUNG CRUISER ROIDERS Exc Award (06/30/2022, 06/30/2024)	07/13/2021	Active	28	0	0	0.00%	32		5	Y			04/2022		\$2,000.00
23398	PINGTUNG DOWNTOWN Exc Award (06/30/2016, 06/30/2017, 06/30/2019, 06/30/2020, 06/30/2022)	05/30/1973	Active	60	11	0	22.45%	55		2	Y			05/2022		\$40,000.00
117733	PINGTUNG FU JUNG Exc Award (06/30/2018, 06/30/2021, 06/30/2022)	08/27/2012	Active	24	2	0	9.09%	25		3	N	2		10/2022		
93229	PINGTUNG HSIEN A LI KANG Exc Award (06/30/2016, 06/30/2017, 06/30/2018, 06/30/2020, 06/30/2023, 06/30/2024)	01/04/2006	Active	23	2	0	9.52%	24		1	Y			11/2022		\$2,000.00
40671	PINGTUNG HSIEN HERNG CHUEN Exc Award (06/30/2016, 06/30/2018, 06/30/2022, 06/30/2024)	12/31/1981	Active	35	6	1	16.67%	38	2	0	N			12/2018		\$2,000.02
95088	PINGTUNG HSIEN KAN TING	01/24/2006	Active	48	8	1	17.07%	45	1	1	Y			12/2018		\$9,000.00



Club Health Assessment for District 300E 2 through November 2025

			Status	Membership					Reports				Finance	LCIF		
Club Number	Club Name	Charter Date	Times in Status Quo in Past 2 Years	Current Member Count **	YTD Members Added	YTD Members Dropped	YTD Net Growth% ***	Member Count 1 Year Ago	Dropped Members Avg.Length of Service	Months Since Membership Update	Current Officers Reported ****	Current President Repeated Term	VP Reported *****	Last Date Reported Service (mm/yyyy)	Account Balance	YTD Donations
Exc Award (06/30/2017, 06/30/2020, 06/30/2022, 06/30/2025)			Active	33	12	0	57.14%	26		4	Y			11/2025		\$6,000.00
98530	PINGTUNG HSIEN WAN TAN	02/12/2007														
Exc Award (06/30/2017, 06/30/2018, 06/30/2020, 06/30/2021)			Active	38	2	0	5.56%	36		0	Y			09/2022		\$15,000.00
53479	PINGTUNG JEN SHANN MEEI	07/01/1992														
Exc Award (06/30/2016, 06/30/2017, 06/30/2020, 06/30/2023)			Active	30	1	0	3.45%	32		1	Y			12/2018		\$4,000.01
40448	PINGTUNG LUCKY	10/29/1981														
Exc Award (06/30/2022, 06/30/2023)			Active	31	11	0	55.00%	25		1	Y					\$4,000.00
139326	Pingtung Phoenix	07/29/2019														
Exc Award (06/30/2024)			Active	44	14	0	46.67%	36		3	Y			11/2023		\$9,000.00
147540	Pingtung Ping Feng	07/13/2021														
Exc Award (06/30/2022)			Active	31	6	5	3.33%	34	31	1	Y			03/2024		\$27,000.00
48977	PINGTUNG PING HUEI	10/26/1988														
Exc Award (06/30/2021, 06/30/2023, 06/30/2025)			Active	21	5	0	31.25%	20		2	N	None		12/2018		\$3,000.00
84140	SOUTHERN TAIWAN	09/15/2004														
Exc Award (06/30/2016, 06/30/2018, 06/30/2020, 06/30/2024)			Active	25	5	2	13.64%	23	3	2	Y			08/2021		
23464	TUNG KONG	01/24/1970														
Exc Award (06/30/2016, 06/30/2021)																

Clubs Cancelled Previous Fiscal Year – Clubs Cancelled within last 12 months may be reinstated

Club Number	Club Name	Charter Date	Current Status*	Cancellation Date
61799	NAN CHOU	04/20/1999	Cancelled(8*)	12/30/2024
58001	PINGTUNG HSIEN DA PERNG WAN	03/12/1996	Cancelled(6*)	07/29/2024
97599	PINGTUNG HSIEN LILY	08/04/2006	Cancelled(6*)	07/29/2024
110136	PINGTUNG HSIEN TUNG LUNG	01/18/2011	Cancelled(6*)	07/29/2024
142901	PINGTUNG LIEN HSIN	09/15/2020	Cancelled(6*)	07/29/2024



Club Health Assessment for District 300E 2 through November 2025

						Status		Membership					Reports				Finance		LCIF	
						Times in Status Quo in Past 2 Years		Current Member Count **	YTD Members Added	YTD Members Dropped	YTD Net Growth***	Member Count 1 Year Ago	Dropped Members Avg.Length of Service	Months Since Membership Update	Current Officers Reported ****	Current President Repeated Term	VP Reported *****	Last Date Reported Service (mm/yyyy)	Account Balance	YTD Donations
Club Number	Club Name		Charter Date																	
Current Total Clubs Count	YTD New Clubs Count	YTD Cancelled Clubs Count	YTD Net Club Gain	Current Total Members Count	YTD Add	YTD Drop	YTD Net Growth	Member Count 12 Months Ago	Average Member Count Per Club	% of Clubs with less than 20 members	% No Officer Report in 12 Months	% of Clubs with balance 90+ days	Number of Clubs in Status Quo	% Status Quo Clubs in Financial Suspension	Number of Cancelled Clubs	Average Cancelled Club Age	Members Lost Due to Cancellation	% of Clubs Cancelled for Non-Financial Reasons		
59	3	0	3	1,896	360	36	324	20.61%	1,839	32	7%	0%	0%	0	0%	0	0	0	0%	

* - P - Priority Club. Cancellation Reasons: 1-Objectives/conduct, 2-Non-active club, 5-Non-existing club, 6-Disbanding, 7-Merger, 8-Financial Suspension, 9-District/Multiple District Dues.

** Red denotes below 15 active members.

*** Red denotes 20% + loss.

**** Y - all 3 (President, Secretary, Treasurer) club officers reported, N - not all 3 reported.

***** Abbreviation: N-New, IP-Immediate Past, R-Repeat.



Club Health Assessment for District 300E 3 through November 2025

			Status	Membership						Reports				Finance	LCIF	
Club Number	Club Name	Charter Date	Times in Status Quo in Past 2 Years	Current Member Count **	YTD Members Added	YTD Members Dropped	YTD Net Growth% ***	Member Count 1 Year Ago	Dropped Members Avg.Length of Service	Months Since Membership Update	Current Officers Reported ****	Current President Repeated Term	VP Reported *****	Last Date Reported Service (mm/yyyy)	Account Balance	YTD Donations
Clubs less than two years old																
186704	Kaohsiung Cheng Yang	09/17/2025	Newly Chartered	34	34	0	100.00%	0		0	Y			10/2025		\$1,000.00
175761	Kaohsiung Kai Shin	08/06/2024	Active	34	6	8	-5.56%	36	1	3	Y			09/2025		\$10,000.00
Exc Award (06/30/2025)																
Clubs more than two years old																
148785	Kaohsiung Abc	10/29/2021	Active	52	5	2	6.12%	55	2	0	Y			10/2025		\$57,022.96
Exc Award (06/30/2022, 06/30/2024, 06/30/2025)																
23378	KAOHSIUNG AI HO	05/05/1970	Active	53	0	0	0.00%	55		5	Y			12/2024		\$6,000.00
Exc Award (06/30/2018, 06/30/2019, 06/30/2020, 06/30/2021, 06/30/2022, 06/30/2023)																
48736	KAOHSIUNG AI KUO	06/23/1988	Active	32	6	1	18.52%	26	1	2	Y			05/2025		\$15,000.00
Exc Award (06/30/2016, 06/30/2023, 06/30/2024)																
48626	KAOHSIUNG AI MING	05/27/1988	Active	43	4	2	4.88%	43	4	0	Y			11/2025		\$10,000.00
Exc Award (06/30/2016, 06/30/2017, 06/30/2018, 06/30/2020, 06/30/2022, 06/30/2023, 06/30/2024, 06/30/2025)																
127300	Kaohsiung Ai Yi	04/15/2016	Active	34	5	0	17.24%	33		2	Y			09/2025		\$8,000.00
Exc Award (06/30/2017, 06/30/2019, 06/30/2020, 06/30/2021, 06/30/2022, 06/30/2024)																
130623	Kaohsiung Beautiful City	03/31/2017	Active	26	3	5	-7.14%	34	6	1	Y			04/2025		\$7,000.00
Exc Award (06/30/2018, 06/30/2020, 06/30/2021, 06/30/2022, 06/30/2024)																
45190	KAOHSIUNG CHEN SIU	06/25/1985	Active	18	1	0	5.88%	22		4	Y			10/2025		\$1,000.00
Exc Award (06/30/2020, 06/30/2024)																
36748	KAOHSIUNG CHENG CHUNG	03/20/1979	Active	65	4	5	-1.52%	68	4	0	Y			12/2023		\$5,000.00
Exc Award (06/30/2016, 06/30/2017, 06/30/2022, 06/30/2024)																
44469	KAOHSIUNG CHENG KUNG	12/05/1984	Active	31	1	1	0.00%	33	16	2	Y			03/2024		\$17,000.00
Exc Award (06/30/2016, 06/30/2020, 06/30/2024)																
49214	KAOHSIUNG CHENG TU	02/03/1989	Active	29	6	3	11.54%	29	8	3	Y			01/2025		\$14,000.00



Club Health Assessment for District 300E 3 through November 2025

			Status	Membership						Reports				Finance		LCIF
Club Number	Club Name	Charter Date	Times in Status Quo in Past 2 Years	Current Member Count **	YTD Members Added	YTD Members Dropped	YTD Net Growth% ***	Member Count 1 Year Ago	Dropped Members Avg.Length of Service	Months Since Membership Update	Current Officers Reported ****	Current President Repeated Term	VP Reported *****	Last Date Reported Service (mm/yyyy)	Account Balance	YTD Donations
Exc Award (06/30/2016, 06/30/2021, 06/30/2025)			Active	73	9	0	14.06%	66		1	Y			10/2025		\$18,000.00
47117	KAOHSIUNG CHENG YU	03/31/1987														
Exc Award (06/30/2018, 06/30/2021, 06/30/2022, 06/30/2023, 06/30/2025)			Active	32	1	1	0.00%	39	21	3	Y			10/2025		\$6,000.00
48126	KAOHSIUNG CHIEN HUA	02/01/1988														
Exc Award (06/30/2016, 06/30/2018, 06/30/2020, 06/30/2021, 06/30/2024)			Cancelled(6*)	0	0	0	0.00%	23		4	N	None		12/2024		
40445	KAOHSIUNG CHIEN KUO	10/16/1981														
Exc Award (06/30/2017, 06/30/2018, 06/30/2022, 06/30/2023)			Active	35	10	7	9.38%	40	12	0	Y			11/2025		\$7,000.00
51029	KAOHSIUNG CHIEN LI	10/25/1990														
Exc Award (06/30/2018, 06/30/2019, 06/30/2021, 06/30/2022, 06/30/2023, 06/30/2024)			Active	37	8	3	15.63%	32	3	2	Y			09/2025		\$5,000.00
49175	KAOHSIUNG CHUNG MING	01/24/1989														
Exc Award (06/30/2016, 06/30/2018, 06/30/2019, 06/30/2021, 06/30/2023, 06/30/2025)			Active	33	7	2	17.86%	28	2	3	Y		09/2024		\$53,893.34	
48737	KAOHSIUNG DER GUANG	06/23/1988														
Exc Award (06/30/2016, 06/30/2017, 06/30/2019, 06/30/2022, 06/30/2024, 06/30/2025)			Active	31	7	0	29.17%	32		1	Y			12/2024		\$1,000.00
95118	KAOHSIUNG DOME	01/30/2006														
Exc Award (06/30/2019, 06/30/2023, 06/30/2024)			Active	25	2	0	8.70%	25		2	Y			10/2025		\$2,000.00
61072	KAOHSIUNG ER SHENG	08/04/1998														
Exc Award (06/30/2018, 06/30/2020)			Active	38	12	5	22.58%	32	2	1	Y		12/2023		\$4,000.00	
120792	Kaohsiung Excellent Leaders	11/21/2013														
Exc Award (06/30/2016, 06/30/2017, 06/30/2021, 06/30/2022, 06/30/2023, 06/30/2024, 06/30/2025)			Active	23	2	2	0.00%	30	7	0	Y		12/2021		\$3,000.00	
61914	KAOHSIUNG FORMOSA	05/13/1999														
Exc Award (06/30/2017, 06/30/2020, 06/30/2023, 06/30/2025)			Active	17	6	2	30.77%	14	19	2	N			10/2025		\$4,000.00
50663	KAOHSIUNG GWO MIIN	06/04/1990														
Exc Award (06/30/2017, 06/30/2022)			Active	32	5	1	14.29%	29	9	1	Y			10/2025		\$8,000.00
112038	KAOHSIUNG HAI YUN	08/12/2011														



Club Health Assessment for District 300E 3 through November 2025

			Status	Membership						Reports				Finance	LCIF	
Club Number	Club Name	Charter Date	Times in Status Quo in Past 2 Years	Current Member Count **	YTD Members Added	YTD Members Dropped	YTD Net Growth% ***	Member Count 1 Year Ago	Dropped Members Avg.Length of Service	Months Since Membership Update	Current Officers Reported ****	Current President Repeated Term	VP Reported *****	Last Date Reported Service (mm/yyyy)	Account Balance	YTD Donations
67519	Exc Award (06/30/2016, 06/30/2017, 06/30/2018, 06/30/2020, 06/30/2021, 06/30/2024) KAOSIUNG HER BIAN	03/31/2003	Active	36	9	5	12.50%	32	9	2	Y			12/2024		\$62,000.00
106441	Exc Award (06/30/2017, 06/30/2023, 06/30/2024, 06/30/2025) KAOSIUNG HERMES	08/28/2009	Active	45	8	1	18.42%	41	12	3	Y			10/2025		\$11,000.00
23380	Exc Award (06/30/2017, 06/30/2020, 06/30/2021, 06/30/2022, 06/30/2023) KAOSIUNG HOST	02/24/1959	Active	35	0	1	-2.78%	36	6	4	Y			12/2024		\$9,000.00
89230	Exc Award (06/30/2018, 06/30/2021, 06/30/2023) KAOSIUNG HSIN CHIANG WEI	09/07/2005	Active	32	7	0	28.00%	28		3	Y			10/2025		\$9,000.00
117450	Exc Award (06/30/2016, 06/30/2017, 06/30/2021, 06/30/2023, 06/30/2025) KAOSIUNG HSIUNG TA	07/24/2012	Active	39	7	1	18.18%	39	2	2	Y			12/2024		\$8,000.00
57305	Exc Award (06/30/2016, 06/30/2019, 06/30/2021, 06/30/2022, 06/30/2023, 06/30/2024, 06/30/2025) KAOSIUNG HUA WAN	08/28/1995	Active	30	7	0	30.43%	25		3	Y			10/2025		\$23,000.00
100078	Exc Award (06/30/2019, 06/30/2022) KAOSIUNG HUI HSIN	08/24/2007	Active	21	4	4	0.00%	22	3	2	Y			10/2025		\$3,000.00
58604	Exc Award (06/30/2016, 06/30/2018, 06/30/2020, 06/30/2022, 06/30/2025) KAOSIUNG HUNG TEH	07/25/1996	Active	28	10	1	47.37%	30	9	1	Y			10/2025		\$22,000.00
99445	Exc Award (06/30/2016, 06/30/2020, 06/30/2022, 06/30/2024) KAOSIUNG HWA NAH	05/21/2007	Active	27	1	1	0.00%	38	7	2	Y			12/2024		\$1,000.00
42859	Exc Award (06/30/2017, 06/30/2020, 06/30/2021, 06/30/2023, 06/30/2024, 06/30/2025) KAOSIUNG JEU-GUANG	06/20/1983	Active	53	4	3	1.92%	51	12	0	Y			10/2025		\$8,000.00
48442	Exc Award (06/30/2017, 06/30/2022, 06/30/2023, 06/30/2024) KAOSIUNG KUO GUANG	04/11/1988	Active	37	3	4	-2.63%	38	13	2	Y			10/2025		
52205	Exc Award (06/30/2018, 06/30/2021, 06/30/2022, 06/30/2024) KAOSIUNG KUO HWA	12/02/1991	Active	39	2	0	5.41%	37		3	Y			11/2025		\$6,000.00




Club Health Assessment for District 300E 3 through November 2025

			Status	Membership						Reports				Finance	LCIF	
Club Number	Club Name	Charter Date	Times in Status Quo in Past 2 Years	Current Member Count **	YTD Members Added	YTD Members Dropped	YTD Net Growth% ***	Member Count 1 Year Ago	Dropped Members Avg.Length of Service	Months Since Membership Update	Current Officers Reported ****	Current President Repeated Term	VP Reported *****	Last Date Reported Service (mm/yyyy)	Account Balance	YTD Donations
123240	Exc Award (06/30/2016, 06/30/2019, 06/30/2022, 06/30/2023) Kaohsiung Li Yu	09/30/2014	Cancelled(6*)	0	0	0	0.00%	13		4	N	None		01/2023		
63429	Exc Award (06/30/2016, 06/30/2020, 06/30/2022, 06/30/2023) KAOHSIUNG LILY	07/01/2000	Active	59	7	3	7.27%	55	5	2	Y			03/2025		\$14,000.00
84006	Exc Award (06/30/2016, 06/30/2018, 06/30/2019, 06/30/2020, 06/30/2022, 06/30/2024) KAOHSIUNG LOTUS	08/04/2004	Active	28	2	4	-6.67%	26	6	1	Y			10/2025		\$4,000.00
45014	Exc Award (06/30/2016, 06/30/2017, 06/30/2018, 06/30/2020, 06/30/2025) KAOHSIUNG LOVE HEART	05/30/1985	Active	51	1	3	-3.77%	59	17	3	Y			12/2024		\$21,000.01
29599	Exc Award (06/30/2016, 06/30/2020, 06/30/2023, 06/30/2024) KAOHSIUNG METROPOLITAN	06/07/1974	Active	30	6	5	3.45%	29	22	1	Y			10/2025		\$7,000.00
57236	Exc Award (06/30/2019, 06/30/2024) KAOHSIUNG MING DER	07/17/1995	Active	27	2	2	0.00%	26	26	0	Y			12/2024		\$1,000.00
48083	Exc Award (06/30/2016, 06/30/2017, 06/30/2018, 06/30/2021, 06/30/2023) KAOHSIUNG NAN FENG	01/28/1988	Active	31	10	1	40.91%	23	1	1	Y			11/2025		\$10,000.00
45191	Exc Award (06/30/2016, 06/30/2018, 06/30/2022, 06/30/2024, 06/30/2025) KAOHSIUNG NAN KUANG	06/25/1985	Active	30	1	2	-3.23%	30	2	3	Y			01/2025		
104889	Exc Award (06/30/2020, 06/30/2023, 06/30/2024, 06/30/2025) KAOHSIUNG NAN MEI	03/04/2009	Active	15	5	2	25.00%	20	1	1	Y			12/2024		\$5,000.00
67520	Exc Award (06/30/2018, 06/30/2021) KAOHSIUNG NAN SHENG	03/31/2003	Active	22	3	0	15.79%	26		2	Y			06/2025		\$3,000.00
23382	Exc Award (06/30/2017, 06/30/2020, 06/30/2021, 06/30/2022, 06/30/2023) KAOHSIUNG NORTH	05/02/1970	Active	43	3	1	4.88%	47	1	1	N			06/2025		\$4,000.00
84005	Exc Award (06/30/2018, 06/30/2020, 06/30/2022, 06/30/2024) KAOHSIUNG OCEAN	08/04/2004	Active	35	5	0	16.67%	33		3	Y			04/2025		\$6,000.00
53733	Exc Award (06/30/2020, 06/30/2024) KAOHSIUNG PA TEH	10/14/1992	Active	23	3	1	9.52%	24	12	1	Y			03/2025		



Club Health Assessment for District 300E 3 through November 2025

			Status	Membership					Reports				Finance	LCIF		
Club Number	Club Name	Charter Date	Times in Status Quo in Past 2 Years	Current Member Count **	YTD Members Added	YTD Members Dropped	YTD Net Growth% ***	Member Count 1 Year Ago	Dropped Members Avg.Length of Service	Months Since Membership Update	Current Officers Reported ****	Current President Repeated Term	VP Reported *****	Last Date Reported Service (mm/yyyy)	Account Balance	YTD Donations
Exc Award (06/30/2016, 06/30/2020, 06/30/2021, 06/30/2023)			Active	16	1	0	6.67%	17		2	Y			10/2025		
40447	KAOHSIUNG PEACE	10/16/1981														
Exc Award (06/30/2019)			Active	33	1	0	3.13%	36		1	Y			05/2025		\$11,000.01
48738	KAOHSIUNG PI TAO	06/23/1988														
Exc Award (06/30/2017, 06/30/2018, 06/30/2020, 06/30/2021, 06/30/2022, 06/30/2024)			Active	18	1	0	5.88%	19		3	Y			03/2025		\$5,000.00
55416	KAOHSIUNG SHIH WEI	03/16/1994														
Exc Award (06/30/2018, 06/30/2021, 06/30/2022, 06/30/2023, 06/30/2024)			Active	28	4	0	16.67%	25		4	Y		04/2023			\$5,000.00
37266	KAOHSIUNG SHIN HSING	06/21/1979														
Exc Award (06/30/2021)			Active	39	4	3	2.63%	37	2	2	Y			11/2024		\$2,000.00
23383	KAOHSIUNG SHOU SHAN	05/15/1968														
Exc Award (06/30/2016, 06/30/2018, 06/30/2023)			Active	19	5	1	26.67%	18	3	2	Y		04/2024			
55001	KAOHSIUNG SHOU TU	10/26/1993														
Exc Award (06/30/2016, 06/30/2017, 06/30/2020, 06/30/2022, 06/30/2023)			Active	22	1	0	4.76%	22		2	Y			11/2025		\$1,000.00
23384	KAOHSIUNG SOUTH	05/02/1970														
Exc Award (06/30/2020, 06/30/2023)			Active	32	11	1	45.45%	25	18	4	Y		10/2024			\$13,000.00
32386	KAOHSIUNG SPRING AUTUMN	06/15/1976														
Exc Award (06/30/2016, 06/30/2017, 06/30/2020, 06/30/2024)			Active	30	3	0	11.11%	29		3	Y		11/2021			\$5,000.00
59670	KAOHSIUNG TA CHENG	06/11/1997														
Exc Award (06/30/2017, 06/30/2021, 06/30/2023, 06/30/2024)			Active	20	1	2	-4.76%	23	23	0	Y			11/2025		\$3,000.00
39915	KAOHSIUNG TA TUNG	05/08/1981														
Exc Award (06/30/2017, 06/30/2025)			Active	22	2	0	10.00%	24		1	Y			06/2025		\$1,000.00
45192	KAOHSIUNG TALI	06/25/1985														
Exc Award (06/30/2020)			Active	37	8	12	-9.76%	44	8	1	Y			11/2025		\$7,000.00
66617	KAOHSIUNG TSAI SHAN	09/16/2002														
Exc Award (06/30/2018, 06/30/2021, 06/30/2023, 06/30/2024, 06/30/2025)			Active	24	7	1	33.33%	26	1	4	N			01/2025		\$19,000.00
97538	KAOHSIUNG WEI HSIN	07/18/2006														
Exc Award (06/30/2018, 06/30/2020, 06/30/2023)																



Club Health Assessment for District 300E 3 through November 2025

INTERNATIONAL

			Status	Membership					Reports				Finance	LCIF		
Club Number	Club Name	Charter Date	Times in Status Quo in Past 2 Years	Current Member Count **	YTD Members Added	YTD Members Dropped	YTD Net Growth% ***	Member Count 1 Year Ago	Dropped Members Avg.Length of Service	Months Since Membership Update	Current Officers Reported ****	Current President Repeated Term	VP Reported *****	Last Date Reported Service (mm/yyyy)	Account Balance	YTD Donations
53192	KAHOSIUNG YU HSIN	05/28/1992	Active	22	0	0	0.00%	23		2	Y			01/2025		\$2,000.00
	Exc Award (06/30/2020, 06/30/2022, 06/30/2025)															
128516	Kaohsiung Yu Shan	08/09/2016	Active	42	7	0	20.00%	35		0	Y			10/2025		\$10,000.00
	Exc Award (06/30/2018, 06/30/2021, 06/30/2022, 06/30/2023, 06/30/2025)															
106941	KAHOSIUNG YUAN HSIN	12/01/2009	Active	24	10	0	71.43%	16		0	N			02/2025		\$5,000.00
	Exc Award (06/30/2016, 06/30/2018, 06/30/2020)															
50590	KAHOSIUNG ZI SHIN	05/21/1990	Active	30	6	1	20.00%	25	15	3	Y			01/2022		\$10,000.00
	Exc Award (06/30/2016, 06/30/2020, 06/30/2023)															

Clubs Cancelled Previous Fiscal Year – Clubs Cancelled within last 12 months may be reinstated

Club Number	Club Name	Charter Date	Current Status*	Cancellation Date
110040	KAHOSIUNG HO MEI	01/06/2011	Cancelled(6*)	07/29/2024

Current Total Clubs Count	YTD New Clubs Count	YTD Cancelled Clubs Count	YTD Net Club Gain	Current Total Members Count	YTD Add	YTD Drop	YTD Net Growth	YTD Net Growth %	Member Count 12 Months Ago	Average Member Count Per Club	% of Clubs with less than 20 members	% No Officer Report in 12 Months	% of Clubs with balance 90+ days	Number of Clubs in Status Quo	% Status Quo Clubs in Financial Suspension	Number of Cancelled Clubs	Average Cancelled Club Age	Members Lost Due to Cancellation	% of Clubs Cancelled for Non-Financial Reasons
64	1	2	-1	2,101	326	116	210	11.11%	2,096	33	9%	0%	0%	0	0%	2	34	0	100%

* - P - Priority Club. Cancellation Reasons: 1-Objectives/conduct, 2-Non-active club, 5-Non-existing club, 6-Disbanding, 7-Merger, 8-Financial Suspension, 9-District/Multiple District Dues.

** Red denotes below 15 active members.

*** Red denotes 20% + loss.

**** Y - all 3 (President, Secretary, Treasurer) club officers reported, N - not all 3 reported.

***** Abbreviation: N-New, IP-Immediate Past, R-Repeat.



Club Health Assessment for District 300E 5 through November 2025

			Status	Membership						Reports				Finance	LCIF	
Club Number	Club Name	Charter Date	Times in Status Quo in Past 2 Years	Current Member Count **	YTD Members Added	YTD Members Dropped	YTD Net Growth% ***	Member Count 1 Year Ago	Dropped Members Avg.Length of Service	Months Since Membership Update	Current Officers Reported ****	Current President Repeated Term	VP Reported *****	Last Date Reported Service (mm/yyyy)	Account Balance	YTD Donations
Clubs less than two years old																
188261	Kaohsiung Da De	08/08/2025	Active	30	30	0	100.00%	0		3	Y					\$30.00
177236	Kaohsiung En Yu	08/14/2024	Active	23	0	0	0.00%	31		11	Y	2	N			\$23.01
	Exc Award (06/30/2025)															
157990	Kaohsiung Encounter	05/07/2024	Active	24	11	8	14.29%	38	1	1	N	None		09/2024		\$2,023.99
	Exc Award (06/30/2024)															
Clubs more than two years old																
39822	KAOHSIUNG CHANG CHEN	04/28/1981	Active	31	5	1	14.81%	40	2	1	Y		N	10/2018		\$2,029.01
	Exc Award (06/30/2016, 06/30/2017, 06/30/2022, 06/30/2023, 06/30/2024)															
140306	Kaohsiung Chang Hung	11/18/2019	Active	42	27	1	162.50%	23	2	2	Y		N			\$1,034.00
	Exc Award (06/30/2020, 06/30/2021, 06/30/2023, 06/30/2024)															
33895	KAOHSIUNG CHARITY	05/19/1977	Active	20	5	0	33.33%	23		2	Y		N	10/2018		\$2,019.99
	Exc Award (06/30/2016, 06/30/2018, 06/30/2020)															
48862	KAOHSIUNG CHENG MEI	08/16/1988	Active	25	6	0	31.58%	30		2	Y			11/2024		\$8,025.01
	Exc Award (06/30/2016, 06/30/2018, 06/30/2019, 06/30/2020)															
39450	KAOHSIUNG CHIN LUON	02/05/1981	Active	44	7	1	15.79%	41	3	0	N	None		10/2018		\$5,040.01
	Exc Award (06/30/2016, 06/30/2019, 06/30/2020, 06/30/2021, 06/30/2024)															
56240	KAOHSIUNG CHUNG CHEN	11/15/1994	Active	16	0	0	0.00%	15		5	Y		N	08/2019		\$16.02
	Exc Award (06/30/2016, 06/30/2017, 06/30/2019, 06/30/2020)															
32171	KAOHSIUNG CHUNG CHENG	04/30/1976	Active	17	0	2	-10.53%	25	17	1	Y	2	N	10/2018		\$17.99
	Exc Award (06/30/2017, 06/30/2019, 06/30/2020, 06/30/2021, 06/30/2023, 06/30/2024)															
40446	KAOHSIUNG CHUNG HSIAO	10/29/1981	Active	52	24	1	79.31%	31	1	1	Y	2		10/2018		\$11,032.00
	Exc Award (06/30/2020, 06/30/2024, 06/30/2025)															
54220	KAOHSIUNG CHUNG HUA	03/11/1993	Active	46	7	6	2.22%	31	2	2	Y			10/2018		\$1,030.00
	Exc Award (06/30/2019, 06/30/2020, 06/30/2021, 06/30/2025)															



Club Health Assessment for District 300E 5 through November 2025

			Status	Membership						Reports				Finance	LCIF	
Club Number	Club Name	Charter Date	Times in Status Quo in Past 2 Years	Current Member Count **	YTD Members Added	YTD Members Dropped	YTD Net Growth% ***	Member Count 1 Year Ago	Dropped Members Avg.Length of Service	Months Since Membership Update	Current Officers Reported ****	Current President Repeated Term	VP Reported *****	Last Date Reported Service (mm/yyyy)	Account Balance	YTD Donations
34989	KAHHSIUNG CHUNG SHAN L C Exc Award (06/30/2016, 06/30/2020, 06/30/2025)	01/16/1978	Active	24	0	4	-14.29%	29	7	4	N	None		10/2018		\$3,021.99
49176	KAHHSIUNG CHUNG YI Exc Award (06/30/2017, 06/30/2018, 06/30/2020, 06/30/2023, 06/30/2025)	01/27/1989	Active	43	16	0	59.26%	27		0	Y		N	01/2020		\$9,029.01
48988	KAHHSIUNG CHUNG YUAN Exc Award (06/30/2016, 06/30/2017, 06/30/2020, 06/30/2022, 06/30/2023, 06/30/2024)	10/31/1988	Active	25	3	0	13.64%	29		0	Y		N	03/2024		\$3,021.99
63732	KAHHSIUNG DAY JONG Exc Award (06/30/2016, 06/30/2017, 06/30/2018, 06/30/2019, 06/30/2021, 06/30/2023, 06/30/2024)	11/29/2000	Active	51	4	0	8.51%	50		2	Y		N	10/2018		\$5,051.00
129484	Kaohsiung Dominic Exc Award (06/30/2020)	12/01/2016	Active	19	5	1	26.67%	15	9	4	N	None		10/2018		\$19.00
23381	KAHHSIUNG DOWNTOWN Exc Award (06/30/2016, 06/30/2022)	01/25/1964	Active	47	1	0	2.17%	48		3	Y		N	10/2018		\$47.00
31283	KAHHSIUNG EAST Exc Award (06/30/2016, 06/30/2017, 06/30/2019, 06/30/2020, 06/30/2021, 06/30/2024)	10/06/1975	Active	60	2	0	3.45%	81		3	Y		N	10/2018		\$4,218.69
99539	KAHHSIUNG ELITE Exc Award (06/30/2021, 06/30/2024)	06/05/2007	Active	16	3	2	6.67%	19	13	0	N	None		11/2024		\$15.00
129797	Kaohsiung Flying Alliance Exc Award (06/30/2021)	01/19/2017	Active	15	0	0	0.00%	16		5	N	None		03/2018		\$15.00
52935	KAHHSIUNG FRIENDSHIP Exc Award (06/30/2016, 06/30/2020, 06/30/2021, 06/30/2024)	04/17/1992	Active	33	4	0	13.79%	29		1	Y		N	09/2024		\$3,032.00
50850	KAHHSIUNG FUH SHING Exc Award (06/30/2016, 06/30/2019, 06/30/2020, 06/30/2021, 06/30/2023, 06/30/2024)	07/03/1990	Active	42	2	0	5.00%	48		2	N	None		02/2018		\$5,036.00
148592	Kaohsiung Gao Shi Da Exc Award (06/30/2022, 06/30/2024)	10/13/2021	Active	40	21	0	110.53%	30		1	N	None				\$25.01
110064	KAHHSIUNG GOLDEN PHOENIX	01/06/2011	Active	47	31	0	193.75%	21		0	N		N	11/2017		\$6,025.01




Club Health Assessment for District 300E 5 through November 2025

			Status	Membership						Reports				Finance	LCIF	
Club Number	Club Name	Charter Date	Times in Status Quo in Past 2 Years	Current Member Count **	YTD Members Added	YTD Members Dropped	YTD Net Growth% ***	Member Count 1 Year Ago	Dropped Members Avg.Length of Service	Months Since Membership Update	Current Officers Reported ****	Current President Repeated Term	VP Reported *****	Last Date Reported Service (mm/yyyy)	Account Balance	YTD Donations
Exc Award (06/30/2022, 06/30/2023, 06/30/2024)																
32252	KAOHSIUNG HARBOR	05/07/1976	Active	23	4	0	21.05%	22		0	Y		N	02/2018		\$12,019.99
Exc Award (06/30/2016, 06/30/2017, 06/30/2020, 06/30/2021)																
118305	KAOHSIUNG HSIN CHUAN MEI	11/13/2012	Active	23	7	2	27.78%	18	1	3	N		N	10/2025		\$19.99
Exc Award (06/30/2016)																
127694	Kaohsiung Hua Lun	05/23/2016	Active	26	8	1	36.84%	27	5	0	N	None		12/2023		\$2,023.99
Exc Award (06/30/2017, 06/30/2021)																
47726	KAOHSIUNG HUA NAN	09/21/1987	Active	56	20	0	55.56%	37		0	Y		N	11/2025		\$57,036.00
Exc Award (06/30/2016, 06/30/2020, 06/30/2021, 06/30/2023, 06/30/2024, 06/30/2025)																
99954	KAOHSIUNG HUANG KUAN	07/26/2007	Active	25	7	1	31.58%	21	7	2	Y		N	01/2018		\$25.01
Exc Award (06/30/2016, 06/30/2017, 06/30/2019, 06/30/2021, 06/30/2022, 06/30/2024)																
123909	Kaohsiung Intercontinental Network Glory	01/06/2015	Active	23	1	0	4.55%	29		4	Y			02/2018		\$8,017.99
Exc Award (06/30/2021, 06/30/2024)																
46520	KAOHSIUNG KANG TU	08/19/1986	Active	19	0	0	0.00%	18		5	N			02/2018		\$4,017.00
Exc Award (06/30/2016, 06/30/2017, 06/30/2020, 06/30/2024)																
84755	KAOHSIUNG KAO KE TA	01/25/2005	Active	44	4	0	10.00%	48		0	N		N	11/2024		\$2,044.01
Exc Award (06/30/2016, 06/30/2017, 06/30/2019, 06/30/2020, 06/30/2024)																
42102	KAOHSIUNG KUANG MING	12/29/1982	Active	51	6	0	13.33%	46		4	N	None		02/2018		\$4,051.00
Exc Award (06/30/2016, 06/30/2017, 06/30/2022)																
66494	KAOHSIUNG LI TOU	07/24/2002	Active	25	9	0	56.25%	22		3	Y			03/2018		\$17.00
Exc Award (06/30/2016, 06/30/2018, 06/30/2021, 06/30/2024)																
48681	KAOHSIUNG MING FENG	06/09/1988	Active	62	26	0	72.22%	40		1	Y		N	12/2019		\$9,038.01
Exc Award (06/30/2016, 06/30/2019, 06/30/2020, 06/30/2021, 06/30/2022)																
112037	KAOHSIUNG MING YANG	08/08/2011	Active	23	1	0	4.55%	20		4	Y			03/2018		\$1,017.00
Exc Award (06/30/2023, 06/30/2024)																
54555	KAOHSIUNG MU MEN	06/03/1993	Active	24	6	1	26.32%	23	1	0	Y			02/2024		\$23.99



Club Health Assessment for District 300E 5 through November 2025

			Status	Membership					Reports				Finance	LCIF		
Club Number	Club Name	Charter Date	Times in Status Quo in Past 2 Years	Current Member Count **	YTD Members Added	YTD Members Dropped	YTD Net Growth% ***	Member Count 1 Year Ago	Dropped Members Avg.Length of Service	Months Since Membership Update	Current Officers Reported ****	Current President Repeated Term	VP Reported *****	Last Date Reported Service (mm/yyyy)	Account Balance	YTD Donations
Exc Award (06/30/2016, 06/30/2017, 06/30/2020, 06/30/2022, 06/30/2025)			Active	39	5	0	14.71%	34		1	Y		N	11/2017		\$4,038.99
54550	KAOSIUNG NEW KAOHSIUNG	06/01/1993														
Exc Award (06/30/2016, 06/30/2017, 06/30/2018, 06/30/2019, 06/30/2021, 06/30/2023, 06/30/2024, 06/30/2025)			Active	24	4	1	14.29%	21	7	0	Y		N	11/2025		\$2,021.99
147598	Kaohsiung Pao Ann	07/15/2021														
Exc Award (06/30/2023, 06/30/2025)			Active	65	0	0	0.00%	56		0	Y		N	03/2024		\$1,065.02
135996	Kaohsiung PK Happy	07/23/2018														
Exc Award (06/30/2019, 06/30/2022, 06/30/2023, 06/30/2024, 06/30/2025)			Active	46	14	8	15.00%	40	7	1	N			03/2024		\$17,031.01
39742	KAOSIUNG PO AY	04/13/1981														
Exc Award (06/30/2016, 06/30/2018, 06/30/2019, 06/30/2020, 06/30/2021, 06/30/2022, 06/30/2024)			Active	49	1	1	0.00%	49	29	2	Y		N	06/2023		\$13,049.00
41569	KAOSIUNG PORT	06/25/1982														
Exc Award (06/30/2017, 06/30/2019, 06/30/2020, 06/30/2021, 06/30/2025)			Active	44	22	0	100.00%	23		0	Y		N	12/2017		\$42.99
53112	KAOSIUNG SHIN SHIN	05/19/1992														
Exc Award (06/30/2016, 06/30/2017, 06/30/2023, 06/30/2024)			Active	86	44	0	104.76%	37		0	Y		N	06/2025		\$17,041.02
41212	KAOSIUNG SHINN YIH	04/23/1982														
Exc Award (06/30/2018, 06/30/2020, 06/30/2021, 06/30/2024, 06/30/2025)			Active	36	12	0	50.00%	30		0	Y		N		\$1,032.98	
152583	Kaohsiung Spring Autumn Pavilion	09/14/2022														
			Active	28	10	4	27.27%	22	5	2	Y		N	02/2018		\$1,019.99
63517	KAOSIUNG SUPER STAR	08/11/2000														
Exc Award (06/30/2018, 06/30/2021, 06/30/2023)			Active	17	0	0	0.00%	18		5	Y				\$1,017.00	
140427	Kaohsiung Taipei Tech	12/10/2019														
Exc Award (06/30/2022)			Active	45	24	0	114.29%	19		0	Y		N	07/2020		\$21.00
60735	KAOSIUNG TUNG HSIN	05/08/1998														
Exc Award (06/30/2016, 06/30/2017, 06/30/2020, 06/30/2025)			Active	37	15	0	68.18%	25		3	N	None		11/2017		\$1,025.99
131146	Kaohsiung United Charities	06/02/2017														
Exc Award (06/30/2020, 06/30/2021)			Active	31	11	0	55.00%	26		0	Y		N	02/2018		\$1,025.99
47118	KAOSIUNG VICTORY	03/31/1987														



Club Health Assessment for District 300E 5 through November 2025

* - P - Priority Club. Cancellation Reasons: 1-Objectives/conduct, 2-Non-active club, 5-Non-existing club, 6-Disbanding, 7-Merger, 8-Financial Suspension, 9-District/Multiple District Dues.

** Red denotes below 15 active members.

*** Red denotes 20% + loss.

**** Y - all 3 (President, Secretary, Treasurer) club officers reported, N - not all 3 reported.

***** Abbreviation: N-New, IP-Immediate Past, R-Repeat.